

This is a reproduction of a library book that was digitized by Google as part of an ongoing effort to preserve the information in books and make it universally accessible.

Google™ books

<https://books.google.com>



Fig.6



7



8



9




Abstract of Infantry Tactics

United States War Dept



Way 1209.30



ABSTRACT

OF

INFANTRY TACTICS;

INCLUDING

EXERCISES AND MANŒUVRES

OF

LIGHT-INFANTRY AND RIFLEMEN;

FOR

THE USE OF THE MILITIA

OF

War Department.
THE UNITED STATES.

PUBLISHED BY THE DEPARTMENT OF WAR, UNDER THE AUTHORITY OF
AN ACT OF CONGRESS OF THE 2D OF MARCH, 1829.

BOSTON:

HILLIARD, GRAY, LITTLE AND WILKINS.

Stereotyped at the Boston Type and Stereotype Foundry.

1830.



EXTRACT FROM AN ACT PROVIDING FOR THE PRINTING AND BINDING SIXTY THOUSAND COPIES OF THE ABSTRACT OF INFANTRY TACTICS, INCLUDING MANŒUVRES OF LIGHT-INFANTRY AND RIFLEMEN, AND FOR OTHER PURPOSES.

Be it enacted by the Senate and House of Representatives of the United States of America in Congress assembled, That the Secretary of War be, and he is hereby, authorized and directed, to contract with HILLIARD, GRAY AND Co. of Boston, or some other person or persons, for printing, binding and delivering, sixty thousand copies of the Abstract of Infantry Tactics, including Exercises and Manœuvres of Light-Infantry and Riflemen, for the Use of the Militia of the United States; also, five thousand copies of a System of Exercise and Instruction of Field-Artillery, including Manœuvres for Light or Horse-Artillery; as reported by the Secretary of War, on the eighth of January, eighteen hundred and twenty-seven; agreeably to the proposals of said HILLIARD, GRAY AND Co., made to the Secretary of War, dated on the twenty-seventh of October, eighteen hundred and twenty-seven, in their specimen marked B: and when so printed, bound and delivered, the Secretary of War is hereby directed to apportion the same among the several States and Territories, and in the District of Columbia, for the use of the Militia thereof, according to the number of the Militia in each State and Territory and the District of Columbia; and to forward to the Chief Magistrate of each State and Territory the number allowed to such State and Territory as aforesaid, to be by said Chief Magistrate distributed among the officers of the Militia of such State or Territory, for their use, and the use of their successors in office, under such rules and regulations as they may direct. And the Secretary of War will cause the number of copies apportioned to the District of Columbia to be distributed among the officers of the Militia in the District, under such rules and regulations as may be prescribed by the President of the United States.

Approved 2d of March, 1829.

NOTICE.

HILLIARD, GRAY AND CO., Boston, will supply States, Booksellers, and others, with this Work, and also the System of Artillery Exercise, in *any quantity*, on the most liberal terms.

WASHINGTON, Dec. 5, 1826.

SIR,

THE Board of Officers assembled at this place, under your orders of October 5, 1826, for, among other purposes, reporting "*A System of Instruction for the Militia Infantry*," have now the honor to submit, through its Recorder, (Lieutenant Eakin,) the annexed sheets.

We have the honor to be,

Sir,

With high respect,

Your most ob't. servants,

WINFIELD SCOTT,

Maj. Gen. and President of the Board.

T. CADWALADER,

Maj. Gen. Penn. Militia.

WM. H. SUMNER,

Adj. Gen. of Massachusetts.

B. DANIEL,

Adj. Gen. Militia, North Carolina.

ABRM. EUSTIS,

Lieut. Col. 4th Artillery.

Z. TAYLOR,

Lieut. Col. 1st Regt. U. S. Infantry.

G. CUTLER,

Lieut. Col. 3d Infantry.

CHARLES J. NOURSE,

U. S. A.

To the

HON. JAMES BARBOUR,

Secretary of War.

ADVERTISEMENT.

TO secure uniformity of instruction and practice between the infantry of the militia and that of the regular army, this *Abstract*, both in its principles and details, is taken from the work which governs the regular infantry. The *form* of the two works is also the same.

An *abridgment* of the larger work (which is indicated in the title of *Abstract*) was deemed, however, indispensable, for general circulation in the militia infantry. Hence, many particular paragraphs have been suppressed or curtailed; some entire articles (the *titles* excepted) omitted, and also the whole of Section V, or the evolutions of many battalions in the same line. These omissions and curtailments reduce the *Abstract* to about four-sevenths of the prototype. A greater reduction, for officers, and particularly for field-officers, was considered inadvisable.

In the larger book, all the paragraphs, from the beginning to the end, are, for the convenience of reference, numbered in one unbroken series. The same numbers are retained in the *Abstract* to all the paragraphs not omitted, in order to afford the means of internal reference, reference to the larger book, and to exhibit, at the same time, the *places* of the several omissions. The *Abstract*, however, is deemed complete within itself for the instruction of any corps less than a brigade.

TABLE OF CONTENTS.

SECTION I.

Page.

Formation of a Regiment of Infantry in the Order of Battle (or Line)	9
Posts of Company Officers, and Non-commissioned Officers	9
Posts of Field-Officers, and Regimental Staff	10
Posts of Drummers and Musicians	11
Posts of the Colors and Color-Guard	11
General Instruction	12
Instruction of Officers	12
Instruction of Non-commissioned Officers	12

SECTION II.

SCHOOL OF THE SOLDIER	13
Division of the School of the Soldier	13

PART I.

<i>Lesson</i> 1. Position of the Soldier without Arms	14
Eyes Right, Eyes Left	14
2. Facings	15
3. Principles of the Ordinary Step	15
4. Principles of the Oblique Step	16

PART II.

<i>Lesson</i> 1. Principles of Shouldered Arms	17
2. Analysis of Loading and Firing, and of the Manual Exercise	18
3. Loading in Quick Time	26
Loading in Quickest Time	26
4. Firings, Direct and Oblique	27
Firing by File	28

PART III.

<i>Lesson</i> 1. Marching to the Front	30
2. To March by a Flank	32
3. Alignment	33
4. Wheelings	34

SECTION III.

SCHOOL OF THE COMPANY	36
To Rank, Size, and Form the Company	36
Division of the School of the Company	37

LESSON I.

<i>Article</i> 1. To Open Ranks	38
2. Alignment of Open Ranks	39
3. Manual Exercise and Loadings	39
4. To Close Ranks	40
5. Alignment of Closed Ranks	40

CONTENTS.

LESSON II.

Page.

<i>Article</i> 1. To Load in Quick Time	41
2. To Load in Quickest Time	41
3. To Fire by Company	41
4. To Fire by File	42
5. To Fire to the Rear	42

LESSON III.

<i>Article</i> 1. To Advance in Line	43
2. To Halt the Company Advancing in Line, and to Align it	44
3. Oblique March in Line	45
4. To Mark Time, March in Quick Time, Side Step, Stepping Short, and Back Step	45
5. To Retire in Line	46

LESSON IV.

<i>Article</i> 1. To March by a Flank	46
2. To Change Direction by File	47
3. To Halt the Company, Marching by a Flank, and to Front it	47
4. To Form Line by File on the Right or Left.	47
5. The Company Marching by a Flank, to Form Company, Platoons or Sections, on the March	48

LESSON V.

<i>Article</i> 1. To Break to the Right or Left	50
2. To March in Column	51
3. To Change Direction in Column at Full Distance.	52
4. To Halt the Column	53
5. To Form Line to the Right or Left, from Column at Full Distance	54

LESSON VI.

<i>Article</i> 1. Diminishing and Increasing Front by Files	55
2. To March in Column by the Route Step, and to execute the File Movements prescribed in the preceding Article	56
3. Diminishing and Increasing Front of Columns, by Platoons and Sections	57
4. Countermarch	59
5. To Form Line on the Right or Left, from Column at Full Distance	60
Instructions for Firing at a Target	61
Manual of the Sergeants	62
Sword Manual of the Officers	64
Sword Salute, whether in or out of the Ranks, Halting or Marching	64
Manual of the Colors	65
Instructions for the Drum-Major	65
Mode of Dismissing Company	66

SECTION IV.

SCHOOL OF THE BATTALION	66
Prompt Formation of the Battalion	67
Composition and March of the Color-Escort	67
Honors Paid to the Colors	68

PART I.

<i>Article</i> 1. To Open Ranks	68
2. Manual Exercise, and Loading in Quick Time	69
3. Loading in Quickest Time, and the Firings	69

PART II.

<i>Article</i> 1. To Break to the Right or Left [into Open Column]	71
2. To File to the Rear into Open Column	72
3. To Form Close Column (or Mass) from Line	73

CONTENTS.

7

PART III.

	Page.
<i>Article</i> 1. March in Column at Full Distance	73
2. Column of Route	76
3. To Change Direction in Column at Full Distance	77
4. Change of Direction in Column at Full Distance by the Prompt Manœuvre. (Omitted)	78
5. To Halt the Column	78
6. To Close to Half Distance from Open Column	79
7. To March in Column at Half Distance	80
8. To Change Direction in Column at Half Distance	80
9. To Change Direction in Close Column. (Omitted)	80
10. Countermarch	80
11. To Form Close Column of Grand Divisions, from a Halted Close Column of Companies. (Omitted)	80

PART IV.

<i>Article</i> 1. Manner of Determining the Line	81
2. Different Methods of Forming Line, from Column at Full Distance	82
1st. To Form Line to the Left, from Column at Full Distance, Right in Front	82
Inversion	83
2d. To Form Line on the Right, from Column, Right in Front	83
3d. To Form Line to the Front, from Column at Full Distance, Right in Front	85
4th. To Form Line faced to the Rear, from Column at Full Distance, Right in Front	86
3. Formation in Line by two Movements	88
4. Different Methods of Forming Line from Column at Half Distance	88
1st. To Form Line to the Left, from Column at Half Distance, Right in Front, by previously taking Wheeling Distances by the Head of the Column	88
2d. To Form Line on the Right or Left, from Column at Half Distance	89
3d. To Form Line to the Front, from Column at Half Distance	89
4th. To Form Line, faced to the Rear, from Column at Half Distance	89
5. Deployment of the Close Column. (Omitted)	89

PART V.

<i>Article</i> 1. To Advance in Line	89
2. Passage of Obstacles, Advancing or Retiring in Line	91
3. To Change Direction Marching in Line. (Omitted)	95
4. Oblique March in Line. (Omitted)	95
5. To Halt the Battalion Advancing in Line, and to Align it	95
6. To Retire in Line	96
7. To Halt the Battalion Retiring in Line, and to Front it	97
8. To March by a Flank	97
9. To Form Line by File on the Left or Right	98
10. Passage of Lines	99
11. Change of Front	101
12. Passage of a Defile, in Retiring, from either Wing	104
13. Column of Attack. (Omitted)	105
14. Dispositions against Cavalry. (Omitted)	105
15. Dispersing and Rallying	105
School of the Battalion arranged in Lessons; for the Exercise of a Battalion	105

EXERCISES AND MANOEUVRES FOR LIGHT- INFANTRY AND RIFLEMEN 107

COMPANY.

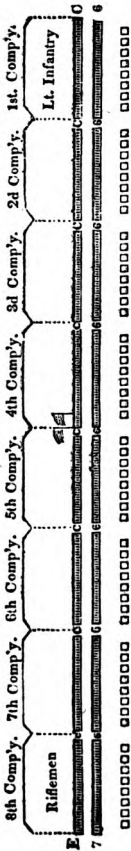
Manual Exercise	108
To Load as Riflemen	109
To Load as Light-Infantry	110
Firings	110
To Fire and Load, Kneeling and Lying	111
File Movements	112
To March by a Flank, to the Right or Left; to Change Direction, Marching by a Flank; to Halt the Company, Marching by a Flank; to Front and Align it	112
To Advance by Files from the Right or Left	112
To Retire by File, from the Right or Left	113
To Form Single File	113

	Page.
Formations in Line, from File	114
To the Front	114
On the Right (or Left)	114
Faced to the Rear	114
To Advance by Files from the Centre	114
Advancing by Files from the Centre, to Form Line to the Front	115
Advancing by Files from the Centre, to Form Line on either Flank	115
To Retire by Files from the Centre	115
Retiring by Files from the Centre, to Form Line, faced to the then Rear	116
Countermarch	116
Change of Front	116
To Break into Column	116
To Resume the Formation in Line	117
To the Left	117
On the Right or Left	117
Diminishing and Increasing Front, by Platoons and Sections	117
Diminishing	117
Increasing	118
Column of Route	118
To Extend	118
Supports and Reserves	119
To Fire in Extended Order	120
Advancing	120
Retiring	120
Intervals between Ranks	121
To Cease Firing	121
To Close	121
To Recall	122
To Halt	122
To Annul	122
To Incline	122
To Throw forward a Flank	122
Too fast (or too slow)	122
Signals (Bugle)	122
Simple Signals	122
Combined Signals	124
<hr/>	
BATTALION, (LIGHT-INFANTRY AND RIFLE)	124
To Open Ranks, the Alignment of Open Ranks, and to Close the Ranks	124
Firings	124
File Movements	124
To March to the Right or Left Flank	124
To Change Direction, Marching by a Flank	124
To Advance by the Right (or Left) of Companies	124
To Retire by the Right (or Left) of Companies	125
To Advance by the Centre of Companies	125
To Retire by the Centre of Companies	125
Formations in Line, from File	125
To the Front	125
On either Flank, or at any Angle forward of the Original Line	126
Faced to the Rear of the March, retiring	126
On either Flank, retiring, at any Angle in Rear of the Original Line	127
Different Methods of forming Open Column	128
To Break into Column	128
To File into Column	128
By Filing in Front or Rear of the Company, on either Flank, or on any other Company	128
To Put the Column in March, to Change Direction, and to Halt it	129
Closing and Opening the Column, and the Countermarch	129
Different Methods of forming Line from Column	129
To the Left	129
On the Right or Left	129
Faced to the Front on any Company	130
Faced to the Rear on any Company	131
Changes of Front	132
Forward on the Right (or Left)	132
On a central Company, either Wing forward	132
To the Rear, on either Flank	133
Column of Route	134
To Extend	135
To Close	135

REGIMENT IN ORDER OF BATTLE.

Left Wing.

Right Wing.



P } N
P } O

K H
O O



Q



BATTALION REFERENCES.

A	Colonel.	K	Assistant Surgeon.
B	Lt.-Colonel.	N	Color-Bearers.
D	Major.	O	Covering Sergeant.
F	Adjutant.	P	Rank of File-Closers.
C	Captain.	N	Drummers and Fyers.
E	First Lieutenant.	O	Band.
G	Sergeant-Major.	P	Principal Musicians.
H	Quarter-Master.	Q	Gr.-Master Sergeant
I	Surgeon.		

COMPANY IN ORDER OF BATTLE.											
4th Section.				3d Section.				2d Section.			
2d Platoon.				1st Platoon.				1st Platoon.			
7	2	9	4	8	3	10	5				
□	□	□	□	□	□	□	□				
Music.											
1											
6											

ABSTRACT

OF

INFANTRY TACTICS.

SECTION I.

Formation of a Regiment of Infantry in the Order of Battle (or Line.)

3. IN the manœuvres, regiments will be denominated *battalions*, and be numbered from right to left, in the same line.

6. The companies of a regiment will be drawn up from right to left, as follows : 1st, 5th, 3d, 7th, 2d, 6th, 4th, 8th, according to the rank of the captains.

7. Nevertheless, the flank companies will be posted, if light-infantry and rifle, on the right and left of the battalion respectively.

8. The companies posted as above shall be renumbered from right to left, *first, second, &c.* By these numbers they shall be known in the manœuvres, and the flank companies singly will be known by the designation of *light-infantry*, or *riflemen*.

11. The colors shall be posted on the left of the right centre battalion company : that company, with all on its right, will be denominated the *right wing* of the battalion, and the remaining companies will be denominated the *left wing*.

12. Every company will be divided into two equal platoons, and into four equal sections. Platoons and sections will be numbered from right to left, and be known as *first platoon, &c., first section, &c.*

13. The order of formation, or of depth, shall be that of two ranks, and a rank of file-closers.

14. The manner of *sizing and ranking* men will be given in the *School of the Company*.

15. The distance between the two ranks, whether the knapsacks be on or off, shall be one pace, measured from the heels of the front rank to the heels of the rear rank.

16. The rank of file-closers shall be two paces from the rear rank, measured in like manner.

17. For *manœuvring*, the companies will always be equalized before they are divided into platoons and sections, by assigning over men from the strongest to the weakest companies.

Posts of Company Officers and Non-commissioned Officers.

18. These, exclusive of corporals, may (as on a war establishment, with ranks filled) be ten in number : 1. Captain ; 2. First lieutenant ; 3. Second lieutenant ; 4. Third lieutenant ; 5. Ensign ; 6. First sergeant ; 7. Second sergeant ; 8. Third sergeant ; 9. Fourth sergeant ; 10. Fifth sergeant.

19. When the whole ten are under arms with the company, they will be posted as follows :

20. No. 1, in the front rank, on the right of the company.

21. No. 6, in the rear rank, covering No. 1. In the evolutions, No. 6 (first sergeant) is sometimes denominated *covering sergeant*, and sometimes *guide of the right* of the company.

22. Nos. 2 and 7 of the left company of the battalion line shall be posted on its left, No. 2 in the front rank, covered by No. 7 in the rear rank.

23. The remaining officers and sergeants shall constitute the rank of file-closers, and be posted as follows:

24. No. 2, except in the left company, covering the centre of the fourth section.

25. No. 3, covering the centre of the second section.

26. No. 4, covering the centre of the third section.

27. No. 5, covering the centre of the first section.

28. No. 7, except in the left company, covering the second file from the left of the fourth section. No. 7, (second sergeant,) in every company, will, in the evolutions, be denominated *guide of the left* of the company.

29. No. 8, covering the second file from the left of the second section.

30. No. 9, covering the second file from the left of the third section.

31. No. 10, covering the second file from the left of the first section.

32. File-closers will not be suffered to consider themselves a mere ornament to the rear. They will be held responsible for the alignment of the rear rank particularly, judging by the squareness of the shoulders, and the touch of the elbow in that rank. In battle, the arms of file-closers are best employed in preventing the ranks from breaking to the rear.

33. Absent officers and sergeants will be replaced—officers by sergeants, and sergeants by corporals, according to rank, to the number seven. The seven will then occupy, according to rank, the places of Nos. 1, 2, 3, 4, 5, 6, and 7, as above.

34. But, when companies are reduced to a narrow front by service, or as on a peace establishment, it will be sufficient if the posts of Nos. 1, 2, 3, 6, and 7, be filled, by replacing, as above.

35. The first and second non-commissioned officers in rank present will always, unless it be specially ordered otherwise, occupy the posts of Nos. 6 and 7 respectively.

37. The corporals, other than those of the color-guard, belong to the rank and file of companies, and shall be posted in the front rank in the following order: one on the right, and one on the left of the company; one on the right of the second platoon; one on the right of the second, and one on the right of the fourth section, and one on the left of the first platoon.

Posts of the Field-Officers and Staff.

38. The field-officers, (colonel, lieutenant-colonel, and major,) are supposed to be mounted; and on actual service they shall be so. The adjutant, when the battalion is undergoing elementary instruction, shall be on foot.

39. The colonel shall be posted twenty paces in rear of the rank of file-closers, and opposite to the centre of the battalion.

40. The lieutenant-colonel, the major, the adjutant and sergeant-major will all be ten paces in rear of the rank of file-closers.

41. The lieutenant-colonel shall be opposite to the centre of the right wing; the major shall be opposite to the centre of the left wing; the adjutant shall be opposite to the right, and the sergeant-major opposite to the left of the battalion. The adjutant shall aid the lieutenant-colonel, and the sergeant-major shall aid the major, in the performance of their respective duties in the evolutions.

42. Hence, the adjutant and sergeant-major are not always named in the evolutions, it being understood that the smaller duties, (and those requiring the officer to be on foot,) referred to the lieutenant-colonel, may be performed by the adjutant, and the same thing in respect to the major and sergeant-major, the assistants being on foot, and under the superintendence of the principals.

43. The colonel being absent, he would be replaced by the lieutenant-colonel; and the lieutenant-colonel by the major. All the field-officers being absent, the battalion would be commanded by the senior captain; but if one field-officer be present, he would perform all the duties, as far as practicable, of the three, without (except in extraordinary cases) calling to his aid the senior captain to act as field-officer.

44. The quarter-master, surgeon and his assistant, drawn up from right to left, in the order in which they are mentioned, shall be posted on the left of the colonel, three paces in his rear.

45. The quarter-master-sergeant shall be posted ten paces in rear of the rank of file-closers, and opposite to the right of the color-company.

Posts of the Drummers and Musicians.

46. The field music will be formed in two ranks, the drummers in the rear. They will be placed ten paces in rear of the rank of file-closers, opposite the left of the left centre company. In a company detached, the music will be placed on the right of both ranks, the drummer in the rear.

47. The senior principal musician shall be in front, and the junior on the right of the whole. Should there be a band, the latter will be posted two paces in front of its centre.

48. When there is a band, it will be placed in several ranks, according to its numbers, and three paces in rear of the drummers.

Posts of the Pioneers.

(Omitted.)

Posts of Colors and Color-guard.

51. The state and regimental colors shall be borne by two sergeants, the former on the right.

52. The color-guard shall consist of three corporals, to be selected by the colonel, from the battalion companies.

53. The colors* and their guard shall be posted on the left of the right centre company, and will constitute a part of that company.

54. The color-bearers* shall be placed in the front rank with a color-sergeant between them. The three corporals shall be placed covering them in the second rank.

55. The color-guard must be distinguished for regularity, perfect appearance under arms, and marching.

56. The color-bearers and the color-sergeant, placed between them, shall be selected by the colonel.

57. It is of the utmost importance, in marching in order of battle, (or line,) that the color-sergeant should be thoroughly habituated to preserve the precise length and cadence of step; and, in his own person, to prolong a given direction, without deviation.

58. The corporals of the color-guard, and all sergeants, shall carry their arms as will herein-after be prescribed. (See Nos. 758, &c., and No. 776.)

* If there be but one color with the battalion, then for *color-sergeant*, throughout this Abstract, read *color-bearer*, and omit *color-bearers*, whose places would be occupied by two corporals. The color-bearer and the two corporals would then constitute the *color-rank*. (See Nos. 1282, 1286, &c., &c.)

General Instruction.

59. The colonel will be responsible for the instruction of his regiment.

60. The field-officers in their respective wings shall, with the assistance of the adjutant, instruct the company-officers in the *Schools of the Soldier, Company and Battalion*.

61. The captain shall instruct those under his command in the *Schools of the Soldier and Company*. In the instruction of his non-commissioned officers and privates, he shall be aided by his subalterns.

62. The colonel is responsible that no person be allowed to instruct in his regiment who is not qualified for that duty. The other field-officers have a similar responsibility with respect to those below them. The captains and subalterns have a similar responsibility in respect to their companies; and in no case shall a non-commissioned officer be allowed to instruct men, even in the *School of the Soldier*, when the number of recruits does not render it absolutely necessary, without being specially superintended, throughout, by an officer.

63. The use of music or the drum, in instruction, or to regulate the time of march of troops in movement, is positively forbidden; and in marches of *parade*, where the music is allowed to play, it must scrupulously observe the ordered times of march, whether *ordinary* or *quick*, and use no times but such as are particularly adapted to such rates of march. The drums and fifes are to be trained to such habit, and the leader is not to be allowed to trust to his own ear, or apprehension, but always to have a plummet, and to make frequent use of it, in order to preserve the correct time. When the battalion is not in movement, as on the parade, or on other occasions when the music is ordered, or allowed to play, there is no necessity for its being confined to the preceding rule.

64. In instruction, and in the exercise of a battalion, five or six strong strokes on the drum, given in the exact times of the swing of the plummet, and just before the word *march* is pronounced, cannot fail of confirming the measure of time on every mind, and transferring it to the step.

Instruction of Officers.

65. The instruction of officers includes what is taught under the three heads, the *School of the Soldier*, that of the *Company*, and that of the *Battalion*. It cannot be completely established, without joining theory to practice.

66. In conformity to this, the colonel of each battalion will, frequently, assemble the officers at his own quarters, in order to explain, or cause to be explained to them, the principles on which are founded these three *schools*.

67. No officer shall be deemed instructed, until he shall be capable of perfectly explaining the three schools above mentioned.

68. The officers shall be frequently exercised by the field-officers in marching, and the utmost pains must be bestowed in giving them an accurate position under arms; in teaching them to form regularly, and to observe the exact length and cadence of the step.

Instruction of Non-commissioned Officers.

69. The instruction of these shall comprehend the *School of the Soldier*, and that of the *Company*; they shall be required to possess an accurate knowledge of the exercise and use of their firelocks, of the manual exercise of the soldier, and of the firings and marchings.

70. The field-officers and adjutant shall frequently assemble the non-commissioned officers, both for practical and theoretical instruction, and

shall carefully observe whether they are properly instructed by their company officers. The sergeant-major will assist in the instruction of the sergeants and corporals.

71. When promotions take place among the non-commissioned officers, the first sergeants shall be required to instruct the new sergeants and corporals. The captains will be responsible that this is done.

72. The colonels will cause the color-rank, color-guard, and *general guides* (see No. 960) to be frequently exercised in marching in line.

73. The most scrupulous attention must be paid by the colonel in causing the color-sergeant to acquire the habit of prolonging, without variation, a given direction, and of maintaining, with the utmost precision, the length as well as the cadence of the step.

SECTION II.

SCHOOL OF THE SOLDIER.

74. **THIS** school, which has for its object the instruction of soldiers, having an influence on, and being intimately connected with, the instruction of companies, on which depends that of the battalion, ought to be established and inculcated, with the utmost care and attention.

Division of the School of the Soldier.

75. The *School of the Soldier* shall be divided into three parts. The first will include all that ought to be taught without arms.

76. The second will include the analysis of the manual exercise, and of the loadings and firings.

77. The third will comprehend the different steps, the principles of marching to the front and to a flank, alignments, wheelings and changes of direction.

78. Each part shall be divided into lessons, as follows :

Part First.

Lesson 1. { Position of the soldier without arms.
 { Motion of the head to the right and left.

Lesson 2. Facings.

Lesson 3. Principles of the ordinary step.

Lesson 4. Principles of the oblique step.

Part Second.

Lesson 1. Principles of shouldered arms.

Lesson 2. The analysis of loading and firing, and of the manual exercise.

Lesson 3. Loading in quick, and quickest time.

Part Third.

Lesson 1. The union of from six to ten men, in order to march to the front ; and practising the different steps.

Lesson 2. To march by a flank.

Lesson 3. Principles of alignment.

Lesson 4. Principles of wheeling and changes of direction.

79. Each lesson shall be followed by observations, demonstrating the utility of the principles, which shall have been prescribed. The instruc-

ter cannot study them too much, nor be too particular in their application.

80. Commands shall be always animated and loud, in proportion to the number of recruits at exercise.

81. There shall be two sorts of commands, viz. those of *caution* and those of *EXECUTION*.

82. The words of *caution*, which are in these regulations printed in *Italics*, must be distinctly pronounced in a full voice, dwelling a little on the last syllable.

83. The commands of *EXECUTION* will be distinguished by *CAPITALS*, and shall be pronounced with a firm, quick tone.

84. Those commands, the expression of which shall be separated by dashes, will be divided in pronouncing them.

85. The instructors will always explain what they teach, in few words, clearly and distinctly. They shall, themselves, always execute what they command, in order thus to exemplify the principle they are explaining. They will endeavor to accustom the recruit to assume the proper position, and will not place him in it till his want of comprehension shall oblige them so to do.

PART I.

86. THE first part of the *School of the Soldier* shall be taught to squads of three or four men, when the number of instructors will permit: they will be placed in one rank, without arms, one pace from each other.

LESSON I.

Position of the Soldier.

87. (*Pl. III. Fig. 1.*) The heels on the same line, as near each other as the conformation of the man will permit; the feet forming with each other an angle something less than a right one, and turned out equally; the knees straight, but not stiff; the body perpendicular on the haunches, and inclining a little forward; the shoulders kept back and falling equally; the arms hanging naturally; the elbows near the body; the palm of the hand turned a little to the front, the little finger back, and touching the seam of the pantaloons; the face well to the front; the chin a little drawn in, without constraint; and the eyes cast on the ground, at the distance of fifteen paces.

Remarks on the Position of the Soldier.

(Omission.)

98. The instructor, having established the position, shall teach the recruit the motions of the head, to the right and left by the commands,

1. *Eyes*—RIGHT. 2. FRONT.

99. At the conclusion of the second part of the first command, the soldier will turn his head to the right, but not suddenly, so that the corner of the left eye, nearest the nose, shall be in a line with the buttons of the coat, his eyes being fixed in the line of the eyes of the men of the rank he stands in.

100. At the second command, the head resumes its habitual position to the front.

101. The motion of *Eyes*—LEFT, will be executed by inverse means.

102. The instructor shall take care that the motion of the head may not alter the squareness of the shoulders, which might happen if the motion were too sudden.

103. When the instructor wishes the squad to rest, he will command,

Rest.

104. At this command, the soldier will not be required to maintain either his position or steadiness; but his left heel shall not quit its place.

105. The instructor, to make the squad resume its position, will command,

1. *Attention.* 2. *Squad.*

106. At the first word, the soldier will fix his attention; at the second, he will resume the prescribed position and steadiness.

LESSON II.

Facings.

107. In going through the facings, from a halt, the left heel never quits the ground.

108. To execute the face to a flank, the instructor will command,

1. *Squad.* 2. *Right (or left)—FACE.*

109. **ONE MOTION.** At the second command, the recruits will turn on the left heel, and, at the same time, carry the right heel to the side of the left, placing it on the same line. This line will be exactly at right angles with that previously occupied by the heels.

112. To make a full face to the rear, the command will be,

1. *Squad.* 2. *About—FACE.*

113. **FIRST MOTION.** At the word *About*, make a half face to the right; slip the right foot to the rear, the hollow opposite to, and full three inches from, the heel; seize, at the same time, the cartridge-box by the corner with the right hand.

114. **SECOND MOTION.** At the word *FACE*, turn on the two heels, raising a little the toes, the hams straight, and face to the rear; bring, at the same time, the right heel to the side of the left, and let go the cartridge-box.

118. To face to the left about, is deemed useless, as the same front can always be gained by facing to the right about.

119. With firelocks, in the first motion of facing to the right about, each man will turn the firelock with the left hand, the lock to the front, and replace it in the position of *carry (or shoulder) arms*, at the instant of bringing the right heel by the side of the left.

120. The instructor will take great care that the motions in this lesson do not derange the position of the body, which ought to remain thrown forward. He will also, frequently, after the command *Right (or left)—FACE*, give the command,

FRONT.

121. At this, the squad shall face back to its proper front, by the left, if it had last faced to the right; and by the right, if it had last faced to the left; but a full face from the rear to the proper front shall be preceded by the command, *About—FACE.*

LESSON III.

Principles of the Ordinary Step.

132. The length of the ordinary step shall be twenty-eight inches, reckoning from heel to heel; and ninety of these paces shall be taken in a minute.

133. The instructor, seeing the recruit confirmed in his position, shall explain to him the principles and mechanism of the step, by placing himself three or four paces in front of, and facing the recruit, and by showing him, slowly, the mode of executing the step, thus exemplifying the principles he is explaining. He will command,

1. *Forward.* 2. **MARCH.**

134. (*Pl. III. Fig. 2.*) At the first word, the recruit shall throw the weight of the body on the right leg.

135. At the second, he will smartly throw forward the left foot twenty-eight inches, without a jerk, the ham straight, the toes pointing a little downwards, and, as well as the knee, turned slightly out. He will, at the same time, throw forward the weight of the body, and, without stamping, will plant the foot flat, precisely at the distance prescribed from the right foot, the whole weight of the body resting on the foot which comes to the ground. The recruit shall, smartly, but without a jerk, pass the right foot to the front, near the ground, and will plant it at the same distance, and in the same manner, as has been explained for the left foot. He will march in this manner, keeping the shoulders square, and the head direct to the front.

136. When the instructor wishes the squad to halt, he will command,

1. *Squad.* 2. **HALT.**

137. At the second word, let the rear foot be brought up to the side of the other.

Remarks on the Principles of the Step.

(Omission.)

146. The instructor will explain to the recruit, occasionally, the cadence of the step, by giving the words *one* and *two*, when the feet ought to be respectively planted on the ground, observing that ninety cadenced steps are taken in a minute.

LESSON IV.

Principles of the Oblique Step.

147. This step will be in common time.

149. (*Pl. II. Fig. 1.*) The recruit being steady in his rank, the instructor will make him step off with the right foot, to the right and front, obliquely, and shall make him plant it twenty-six inches from the left; observing to make him turn the point of the right foot a little inwards, to prevent the throwing forward the left shoulder. The recruit will rest in this position.

150. At the word *two*, by the instructor, the recruit shall advance his left foot over the shortest line, and plant it eighteen inches in front of the right heel. He will rest in this position.

151. He will continue to march in this manner, at the words *one* and *two*, stopping at each step, and paying the greatest attention to keeping the shoulders square, and the head direct to the front.

152. The oblique step to the left shall be executed on the same principles, the recruit stepping off with the left foot.

153. After some lessons of this kind, the recruit shall oblique to the right and left, without dwelling on the step, as follows:

154. The recruit marching to the front, in common time, the instructor will command,

1. *Right oblique.* 2. **MARCH.**

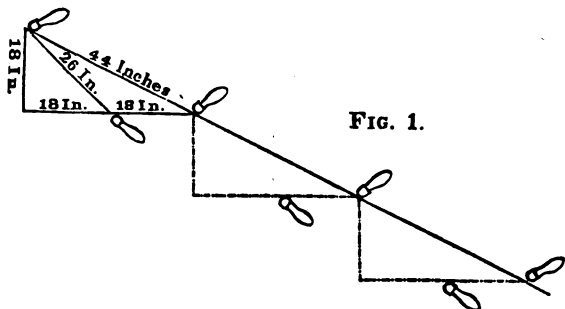
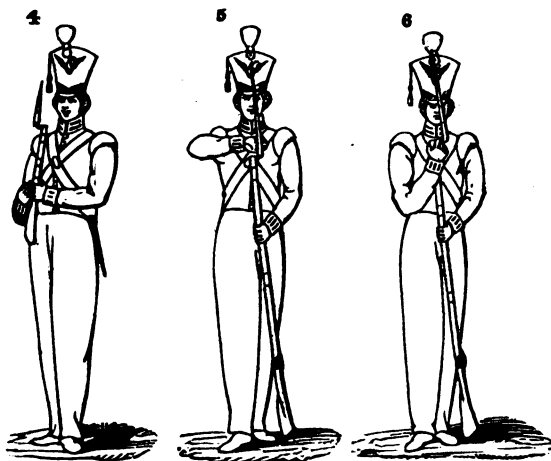



FIG. 2.







155. At the second word, which shall be given at the instant when the left foot is coming to the ground, the recruit shall commence the oblique step to the right, observing to conform to the above directions relative to the execution and length of the step, and squareness of the shoulders to the front, but without stopping at each step. He will thus march on at the prescribed rate of ninety paces in a minute.

156. Obliquing to the left shall be executed on the same principles; the instructor giving the word MARCH, at the instant when the right foot comes to the ground.

157. To resume the march to the front, the instructor will command,

1. *Forward.* 2. MARCH.

158. At the second word, which shall be given when either foot is coming to the ground, the recruit shall resume the march to the front, and the ordinary step of twenty-eight inches.

Remarks on the Oblique Step.

(Omitted.)

General Remarks on the Direct and Oblique Steps.

162. To ascertain whether the position of the body conform to the principles prescribed; whether the step be regularly formed; and whether the weight of the body rest on the foot which is on the ground; the instructor shall frequently post himself from ten to twelve paces in front, facing the recruits. If he do not perceive the sole of the shoe, when they raise and plant the foot; and if he observe no waving of the upper part of the body, he may rest assured that the principles are properly observed.

163. When the principles of the step are shown to three or four men at a time, accurate dressing need not be required, as that might divide their attention; besides, when they have acquired the habit of taking the cadenced step, they will have learnt the true means of preserving the alignment.

PART II.

Shouldered Arms.

165. The instructor shall not pass the recruits to this Second Part of the *School of the Soldier*, until they are perfectly confirmed in the position of the body, and in the execution of the direct and oblique steps.

166. The instructor shall then place four men in one rank, elbow to elbow, and shall instruct them to hold their arms, at a shoulder, as follows:

LESSON I.

Principles of Shouldered Arms.

167. The recruit being placed, as directed in the *first lesson* of the First Part, the instructor will make him raise and turn up the left hand, without bending the wrist, the fore arm only acting. The instructor will then raise the musket perpendicularly, and place it as follows:

(Pl. III. Fig. 1.) The musket in the left hand, the arm being a little bent; the elbow back, and joined to the body without pressure; the palm of the hand firmly against the exterior rounding of the butt; the exterior edge of the butt resting on the joints of the fingers next the palm; the heel of the butt resting between the first and second fingers; the thumb above, in front; the third and little fingers under the butt, which must be more or

less kept back, according to the conformation of the recruit, in such manner that the firelock, seen from the front, may rest always perpendicular, and that the movement of the thigh, in marching, may not derange it in its perpendicular position; the ramrod against the hollow of the shoulder; the right arm hanging naturally, as in No. 87.

Remarks on Shouldered Arms.

(Omission.)

172. The instructor, previously to proceeding to the second lesson, shall make the recruits, at shouldered arms, practise the motions of *eyes right, eyes left*, and also the facings *to the right, to the left, and to the right-about*.

LESSON II.

The Analysis of Loading and Firing, and of the Manual Exercise.

173. This shall be taught to four men in a rank, elbow to elbow, and to the same afterwards in two files.

174. The execution of each command shall be divided into distinct motions, that the recruit may the better understand its mechanism.

175. At the last syllable of the command, the recruit shall execute the first motion smartly. At the words *two* and *three*, the other motions shall be executed. When the recruits shall know thoroughly the position of each motion of a command, they will be instructed how to execute the commands without dwelling on each motion separately; but they must observe the mechanism of the motions, the better to confirm them in the use of the firelock.

176. This lesson shall be taught in the following order:—The instructor will command,

Load by twelve commands.

1. LOAD.

177. FIRST MOTION. (*Pl. III. Fig. 3.*) Half face to the right, on the left heel, placing at the same time the right foot square behind the left heel, the hollow of the foot resting against that heel; turn the firelock, with the left hand, the lock outwards, at the same time seizing the small of the stock with the right hand, the firelock being detached from the shoulder, and supported perpendicularly on the palm of the left hand remaining under the butt.

178. SECOND MOTION. With the right hand bring down the firelock into the left, which receives it at the swell, the thumb extended, the butt under the right fore arm, the small resting against the body under the right breast; the muzzle as high as the eyes; the guard turned a little outward, the left elbow supported on the side of the haunch; the thumb of the right hand will be placed against the hammer above the flint, at the moment the firelock is thrown into the left hand; the four fingers of the right hand shut, the right fore arm along the butt.

2. Open—PAN.

179. ONE MOTION. Throw open the pan with the thumb of the right hand, the left hand holding the piece firmly; draw back the right elbow; carry the hand to the rear, passing it between the butt and body, and open the cartridge-box.

3. Handle—CARTRIDGE.

180. ONE MOTION. Take the cartridge with the thumb and two first

fingers; place it between the teeth, the right hand passing between the body and the butt.

4. *Tear*—CARTRIDGE.

181. **ONE MOTION.** (*Pl. III. Fig. 4.*) Tear the cartridge, holding it near the opening; sink down the cartridge, holding it perpendicularly against the pan, the palm of the right hand turned towards the body, the right elbow against the butt.

5. *Prime*.

182. **ONE MOTION.** Sink forward the head, cast the eyes to the pan, filling it with powder; press close the top of the cartridge at the opening, between the thumb and fore-finger; raise the head, place the right hand behind the pan, holding the little and third finger firm against the back of the pan.

6. *Shut*—PAN.

183. **ONE MOTION.** Hold the firelock firm with the left hand; shut the pan forcibly with the two last fingers, holding always the cartridge between the thumb and two fore-fingers; seize immediately the small of the stock with the two last fingers and palm of the right hand; the right wrist close to the body, the elbow to the rear, and a little detached from the body.

7. *Cast*—ABOUT.

184. **FIRST MOTION.** With the right arm smartly stretched, without lowering the right shoulder, swing round the firelock to the left thigh, along which the butt must press strongly, turning, at the same time, the ramrod towards the body, opening and letting the piece slip through the left hand as far as the middle pipe, the cock resting on the thumb of the right hand; face at the same time to the front, turning on the left heel, carrying the right foot forward, the heel resting against the hollow of the left.

185. **SECOND MOTION.** (*Pl. III. Fig. 5.*) Quit the firelock with the right hand, sinking it with the left along and near the body, raising at the same time the right hand to the muzzle, holding the top of the cartridge up; let the butt fall to the ground gently, the left hand against the body, under the lowest coat button, the musket in contact with the left thigh, the butt of the ramrod opposite the centre of the body.

8. *Charge*—CARTRIDGE.

186. **ONE MOTION.** (*Pl. III. Fig. 5.*) Glance the eye to the muzzle of the barrel; turn smartly the upper side of the right hand towards the body, in order to discharge the powder into the muzzle, raising the elbow as high as the wrist; shake the cartridge, and insert it in the barrel, and leave the hand reversed, the fingers closed without pressure.

9. *Draw*—RAMROD.

187. **FIRST MOTION.** Lower smartly the right elbow, and seize the ramrod between the thumb and fore-finger bent, the other fingers closed; draw it smartly, extending the arm, the nails uppermost; seize it back-handed at the middle, with the fore-finger and thumb, the palm of the hand outwards; turn it quickly between the bayonet and the body, at the same time closing the fingers upon it; the ramrod of each man in the rear rank grazing the right shoulder of the man in his front; the ramrod parallel to the bayonet, the arm extended, the eyes upward, the butt of the ramrod opposite the muzzle, without being inserted.

188. **SECOND MOTION.** Insert the butt of the ramrod as low as the hand.

10. *Ram*—CARTRIDGE.

189. **ONE MOTION.** (*Pl. III. Fig. 6.*) Extend the arm its whole length, in raising the right hand to seize the ramrod with the thumb extended

and the fore-finger bent, the other fingers being closed; drive the ramrod forcibly into the barrel, ramming home twice; seize it again by the small end, between the thumb and fore-finger bent, the others closed, the right elbow close to the body.

11. *Return*—RAMROD.

190. **FIRST MOTION.** As in the first motion of *drawing ramrod*, bring the small end of it opposite to the upper pipe, and hold it there without entering it.

191. **SECOND MOTION.** Introduce the small end into the pipe, and force it into its place; raise the right hand quickly, and place it, somewhat bent, on the butt of the ramrod, the palm downwards.

12. *Shoulder*—ARMS.

192. **FIRST MOTION.** (*Pl. III. Fig. 1.*) Raise the firelock with the left hand, along the left side, the left hand as high as the shoulder, the left elbow resting on the firelock, keeping the barrel outwards; at the same time sink down the right hand, in order to seize the firelock at the small of the stock.

193. **SECOND MOTION.** Raise the firelock with the right hand; let the left hand fall, to seize and support the butt, carrying back, at the same time, the right heel to the side of the left, and in the same alignment; support the firelock against, and at the left shoulder with the right hand in the position indicated for shouldered arms; the right hand touching the small of the stock, without pressing against it.

194. **THIRD MOTION.** Let the right hand fall smartly to the right thigh, hanging there, as already prescribed.

READY.

195. **FIRST MOTION.** As in the first motion of loading.

196. **SECOND MOTION.** (*Pl. III. Fig. 7.*) Bring the firelock with the right hand before the middle of the body; place the left hand, with the little finger touching the feather-spring, and the thumb as high as the chin, pointing upwards along the wood of the stock, the S (or plate opposite to the lock) being turned almost towards the body, the ramrod towards the front; and apply, at the same time, the thumb of the right hand to the head of the cock, the fore-finger under, and against the guard, and the three other fingers joined to the first.

197. **THIRD MOTION.** (*Pl. III. Fig. 7.*) Sink down smartly the right elbow, cocking at the same time, and seize the firelock at the small of the stock.

AIM.

198. **ONE MOTION.** (*Pl. III. Fig. 9.*) Sink down smartly the muzzle of the piece, slipping the left hand along the stock, as far as the tail-pipe; apply the butt to the right shoulder; the muzzle a little below the level of the eye, the elbows kept lowered; shut the left eye; look along the barrel with the right eye; lower the head towards the butt in order to aim; and place the fore-finger on the trigger.

199. (*Pl. III. Fig. 10.*) The men of the rear rank will, at the same time, step with the right foot eight inches to the right, towards the left heel of the man on their right, throwing the weight of the body on the right leg.

200. That the soldier may be habituated to wait for the word *fire*, the instructor shall frequently order arms to be recovered by the following command:

Recover—ARMS.

201. **ONE MOTION.** (*Pl. III. Fig. 7.*) Raise the firelock smartly, and resume the position of the third motion of *ready*.

AIM.

202. ONE MOTION. Done in the same manner as in Nos. 198, 199.

FIRE.

203. ONE MOTION. Apply, with force, the first finger to the trigger, without moving the head, and remain in that position.

LOAD.

204. ONE MOTION. Bring down the firelock smartly into the position of the second motion of *load*, except that the thumb, in lieu of being placed against the hammer, will, with the fore-finger bent, seize the top of the cock, the other fingers remaining shut. The men of the rear rank shall bring back the right foot behind the left, placing the hollow of that foot against the left heel.

205. If, in this position, the instructor wish to make the ranks re-load, he will command,

Half-cock—FIRELOCK.

206. ONE MOTION. Raise the cock to the half-cock notch, taking care not to cock it; carry the right hand, between the butt and the body, to the cartridge box, and open it.

207. When, instead of loading, the instructor wishes to shoulder arms, he will command,

Shoulder—ARMS.

208. At the word *Shoulder*, the recruits will half-cock, as has been explained, shut pan, and seize the firelock at the small of the stock. At the word *ARMS*, they will shoulder smartly, and front.

209. The squad, being formed in a single rank, elbows touching, arms shouldered, will be taught to fire both as a front and second rank, kneeling, as in a square against cavalry. The kneeling position will be assumed at the word *READY*, as above, after the precautionary command,

Front rank kneeling.

210. FIRST MOTION. Turn the firelock, the lock outwards; seize it with the right hand at the small, as in the first motion of loading, and remain facing to the front, turning the point of the left foot a little inwards.

211. SECOND MOTION. (*Pl. III. Fig. 8.*) Throw the right foot smartly to the rear, the heel raised, and the foot resting on the toes, bent; kneel down with the right knee ten or twelve inches in the rear, and about six inches to the right of the left heel, observing not to come down suddenly; bring down the firelock at the same time with the right hand, and seize it with the left at the swell; place the butt on the ground without shock, in front of the right thigh, so that the beak of the butt may be opposite to the left heel, and, at the same time, seize the cock between the thumb and fore-finger.

212. THIRD MOTION. Cock the piece.

213. At the subsequent command, *LOAD*, the men representing a front rank shall, without stooping forward, smartly spring up, keeping in, or back, the right shoulder, to avoid the firelocks of the rear rank.

Rear rank kneeling.

214. FIRST MOTION. (*Pl. III. Fig. 11.*) As front rank kneeling.

215. SECOND MOTION. As front rank kneeling, except that the right knee shall be placed about ten inches to the right of the left heel, or as far as practicable without constraint.

216. THIRD MOTION. As front rank kneeling.

217. At the command *LOAD*, after firing, spring up as a front rank, from the kneeling position, and place the feet as in No. 204.

Present—ARMS.

218. **FIRST MOTION.** The same as the first motion of *load*, except that the recruits remain square to the front.

219. **SECOND MOTION.** (*Pl. IV. Fig. 1.*) Complete the turning inwards of the firelock, with the right hand, in order to carry it perpendicularly opposite to the left eye, the ramrod in front, and the cock as high as the lowest coat button, holding the firelock with the right hand, under and against the guard; seize it smartly, at the same time, with the left hand above the lock, the little finger touching the feather-spring, the thumb extended along the barrel, and against the stock, the fore arm joined to the body, without constraint, and remain fronted, without moving the feet.

Shoulder—ARMS.

220. **FIRST MOTION.** Turn the firelock with the right hand, barrel outwards; raise, and place it against the left shoulder with the right hand; let fall the left hand under the butt, the right hand held easy against the small of the stock.

221. **SECOND MOTION.** Let the right hand fall smartly to its position.

Order—ARMS.

222. **FIRST MOTION.** Sink down smartly the firelock to the full extent of the left arm, seizing it, at the same time, with the right hand, above, and near the tail-pipe; quit it with the left hand, and carry it opposite to the right shoulder, the ramrod in front, the little finger behind the barrel, the butt three inches from the ground, the right hand supported against the haunch, the firelock perpendicular, and the left hand hanging freely by the side.

223. **SECOND MOTION.** Let the firelock slip through the hand, and fall easy to the ground, assuming the position about to be described.

Position of Ordered Arms.

224. (*Pl. IV. Fig. 2.*) The hand must be sunk low; the barrel between the thumb and fore-finger extended along the stock; the other three fingers extended and joined; the muzzle about two inches from the right shoulder; the ramrod in front; the beak (that is, in this position, the front) of the butt in a line with the toes, and the barrel perpendicular. If the ground be muddy, the butt may rest on the right foot.

Shoulder—ARMS.

225. **FIRST MOTION.** Raise smartly the firelock with the right hand; carry it to the left shoulder, turning the barrel to the front; place, at the same time, the left hand under the butt, and slip the right hand down to the lock, the little finger resting against the hammer.

226. **SECOND MOTION.** Let the right hand fall smartly to its position.

227. When the instructor wishes the recruits to stand at ease, he will command,

1. Order—ARMS. 2. REST.

228. At this command, the soldier will only be required not to move his left foot, nor to displace the heel of his firelock.

229. To resume the position of steadiness with ordered arms, the instructor will command,

1. Attention. 2. SQUAD.

230. At the second command, the recruits shall resume the position of ordered arms, No. 224.

Fig.1.



2



3



4



5




Fig. 6




7



8



9



Inspection of Arms.

231. The recruits being at *ordered arms*, the instructor will command,

Inspect—ARMS.

232. **ONE MOTION.** Face once and a half to the right, on the left heel, carrying the right foot perpendicularly to the rear of the alignment, six inches from, and forming a right angle with, the line of the left; seize the firelock smartly, with the left hand raised to the level of the lowest button of the waistcoat, inclining the muzzle to the rear, without moving the butt from its place, the ramrod turned towards the body; carry, at the same time, the right hand to the bayonet, seizing it by the socket and shank, in such a manner, that the extremity of the socket may be an inch above the hand, and that, in drawing it, the thumb may extend on the blade; draw it from the scabbard, carry it to the muzzle of the firelock, and fix it there; immediately seize the ramrod, drawing it as has been prescribed; spring it into the barrel, and then face back immediately to the front, into the position of *ordered arms*, No. 224.

233. (*Pl. IV. Fig. 4 and 5.*) The instructor will then inspect successively the firelock of each soldier, passing in front of the rank. Each soldier, as the instructor passes him, will raise his firelock smartly with the right hand, seize it with the left hand between the tail-pipe and feather-spring, the lock outwards, the left hand as high as the chin, the firelock opposite the left eye; the instructor shall take it with his right hand at the small, and, after having inspected it, shall return it to the soldier, who will receive it back with the left hand, half-cock and shut pan, if necessary, and resume the position of *ordered arms*.

234. When the instructor has passed the recruit, he will return his ramrod, resuming the position of *ordered arms*.

235. If, instead of inspecting arms, bayonets are only to be fixed, the instructor will command,

Fix—BAYONETS.

236. Perform the motion of *inspect arms*, except springing the ramrod into the barrel, and immediately face to the front.

237. If, after firing, with bayonets fixed, the instructor wish to determine whether the cartridges have been discharged, he will command,

Spring—RAMRODS.

238. **ONE MOTION.** Put the ramrod into the barrel, as has been prescribed above, and immediately face to the front. The recruits shall return ramrods successively, after the inspector has passed them, resuming the original front.

239. The soldier, in this case, will not raise up his firelock, in order to present it to the instructor when he passes him. If the instructor wish to satisfy himself whether the firelock be loaded, he can take hold of the small end of the ramrod, and spring it in the barrel.

240. Bayonets being fixed and arms shouldered, if the instructor wish arms to be piled, he will command,

1. *Front rank one pace forward.* 2. **MARCH.** 3. *About—FACE.*

241. At the word **MARCH**, the front rank will march one pace to the front, and, at the word **FACE**, will face to the right about, as already described. The instructor will then command,

1. *Squad.* 2. *Trail—ARMS.* 3. *Pile—ARMS.*

242. At the second command, both ranks will trail arms as in Nos. 276, 277.

243. The firelocks of every two contiguous files will be considered as number *one, two, three, four*; the front rank firelocks having the odd, and

the second rank firelocks the even numbers, and beginning on the right of both ranks.

244. At the last command, butt No. 2 is advanced about a foot in the direction of No. 3, the muzzle inclined towards No. 3, with the barrel towards the left of the line. At the same time, the butt of No. 3 is advanced in like manner to meet No. 2, the lock towards the right of the line. The shanks of the bayonets are crossed at right angles, that of No. 3 uppermost. In the meantime, the butt of No. 4 is moved about a foot to the right of the line, the barrel to the right, when the shank of the bayonet will cross the shanks of Nos. 2 and 3, diagonally. Butt No. 1 is moved towards the centre; the barrel to the front; the blade of the bayonet passing between the blades of Nos. 2 and 4, and locking around the former. Each man will then bring back the butt of his firelock, near to his right foot.

245. When the squad is re-assembled for the purpose of resuming arms, the men will arrange themselves as they stood when piling arms; every man placing his right hand on his firelock without moving it. The instructor will then command,

1. *Squad.* 2. *Take—ARMS.* 3. *Shoulder—ARMS.*

246. At the second command, all the men will at the same time gently raise their firelocks, and bring the butts together, when each will disengage his firelock, and assume the position of ordered arms. At the third command, the squad will shoulder arms.

247. The instructor will then command,

1. *Front rank.* 2. *About—FACE.*

248. At the second command, the front rank will face to the right about, as already described.

249. The instructor will then close and dress the ranks.

250. The sergeants will pile their firelocks together, on the line of the rank of file-closers, opposite the centre of the squad, after the arms of the rank and file are piled, and will resume them as soon as the squad is re-assembled.

• *Support—ARMS.*

251. *FIRST MOTION.* (Pl. IV. Fig. 3.) Grasp smartly the firelock about four inches below the lock, without turning it, and raise it a little.

252. *SECOND MOTION.* Quit the butt with the left hand, placing the left fore-arm extended across the breast, supporting the cock; the hand on the right breast.

253. *THIRD MOTION.* Let the right hand fall smartly to its position.

Carry—ARMS.

254. *FIRST MOTION.* With the right hand grasp smartly the small of the stock.

255. *SECOND MOTION.* Place the left hand smartly under the butt.

256. *THIRD MOTION.* Let the right hand drop smartly to the right side, and, at the same time, sink the firelock to the position of shouldered arms.

Ease—ARMS.

257. *ONE MOTION.* Carry the firelock sloped indifferently on either shoulder, or with either hand; the muzzle always well up.

Carry—ARMS.

258. At this command, the soldiers will quickly resume the habitual position of shouldered arms.

Unfix—BAYONET.

259. *FIRST MOTION.* Sink down the firelock by extending the left arm; grasp it, at the same time, with the right hand above, and near the swell, as in the first motion of *order arms*.

260. *SECOND MOTION.* With the right hand lower the firelock along the left thigh to the ground; seize it with the left hand above the right, in

order to assume the position of the second motion of *cast about*, but without placing the right heel before the hollow of the left foot; strike off the bayonet with the right hand, returning it into the scabbard under the left arm, leaving the right hand near the socket.

261. **THIRD MOTION.** Raise the firelock with the left hand, seize it at the small with the right, resuming the position of shouldered arms.

Secure—ARMS.

262. **FIRST MOTION.** Grasp smartly the firelock with the right hand, the thumb against the S, and the fore-finger against the cock; detach, at the same time, the firelock from the shoulder, keeping the barrel outwards; seize the firelock at the swell, with the left hand, the thumb extended along the ramrod, the firelock perpendicular, opposite the shoulder, the left elbow pressing on the firelock.

263. **SECOND MOTION.** (*Pl. IV. Fig. 6.*) Bring down the muzzle of the firelock, the lock under the left arm, the left hand remaining at the swell, the thumb pressing against the ramrod, to prevent its sliding out, the right hand falling, at the same time, into its position.

Shoulder—ARMS.

264. **FIRST MOTION.** Raise the firelock, but not too suddenly, lest the ramrod should escape from its pipes; seize it with the right hand, at the small, to support it against the shoulder; at the same time, quit the firelock with the left hand, placing it smartly under the butt.

265. **SECOND MOTION.** Let the right hand fall quickly into its position, sinking, at the same time, the firelock with the left hand, to the proper position of shouldered arms.

Fix—BAYONET.

266. **FIRST MOTION.** As in the first motion of *unfix bayonet*.

267. **SECOND MOTION.** As the second motion of *unfix bayonet*, except that the right hand will seize the socket of the bayonet, as prescribed in *Inspection of Arms*, No. 232, in order to draw it from the scabbard, and carry it smartly to the muzzle; the right hand remaining at the shank of the bayonet.

268. **THIRD MOTION.** Shoulder arms, as explained in the third motion of *unfix bayonet*.

Arms—PORT.

269. **ONE MOTION.** (*Pl. IV. Fig. 7.*) At one motion, throw the firelock from the shoulder across the body, (meeting it smartly with both hands at the same instant,) to a diagonal position, in which the lock is to be turned to the front, and at the height of the breast; the muzzle slanting upwards, so that the barrel may cross opposite the point of the left shoulder, with the butt proportionally. The right hand grasps the small of the butt, and the left holds the piece at the swell, close to the lower pipe, the thumbs of both hands pointing towards the muzzle; both elbows close to the body, the fingers of the left hand between the stock and barrel.

Shoulder—ARMS.

270. **FIRST MOTION.** Bring the firelock smartly to the left shoulder, placing the left hand under the butt.

271. **SECOND MOTION.** Drop the right hand smartly to its position on the right side.

Charge—BAYONET.

272. **FIRST MOTION.** (*Pl. III. Fig. 3.*) As the first motion of *load*, grasping the firelock two inches below the cock.

273. **SECOND MOTION.** (*Pl. IV. Fig. 8.*) Bring down the firelock with the right hand into the left, which seizes it a little above the swell, the barrel uppermost, the left elbow near the body, the right hand against the right haunch, the point of the bayonet as high as the eye. The men

in the rear rank will take care to avoid touching the men, who are in front of them, with their bayonets.

Shoulder—ARMS.

274. **FIRST MOTION.** Turn to the front on the left heel; bring up the right heel to the side of, and in a line with, the left; and spring up, at the same time, the firelock with the right hand to the left shoulder, placing the left hand under the butt.

275. **SECOND MOTION.** Let the right hand fall smartly to its place.

Trail—ARMS.

276. **FIRST MOTION.** (*Pl. IV. Fig. 9.*) The first motion of *order arms*, No. 222.

277. **SECOND MOTION.** Incline forward a little the muzzle of the firelock, the butt towards the rear, and about three inches from the ground. The right hand, against the haunch, will steady the firelock in such manner, that the bayonets of the men of the rear rank will not touch the men in front.

Shoulder—ARMS.

278. At the word *Shoulder*, raise the firelock perpendicular in the right hand. At the word *ARMS*, execute what has been prescribed for shouldering, from *ordered arms*.

Remarks on the Analysis of Loading and Firing, and of the Manual Exercise.

(Omitted.)

LESSON III.

Loading in Quick Time.

281. Its object is to enable the soldier to distinguish the motions, which should be rapidly executed, from those executed with more regularity and attention; such as those of *prime*, *charge cartridge*, and *ram cartridge*. It will therefore be divided into four principal divisions, as follows:

282. The first will be executed at the command *LOAD*; the three others, at the commands *Two*, *THREE* and *FOUR*.

283. The instructor will command,

Load in quick time.

LOAD.

284. (*Pl. III. Fig. 4.*) Execute the motion of *load*; open pan, handle cartridge, tear cartridge, *prime*.

Two.

285. (*Pl. III. Fig. 5.*) Shut pan, cast about, *charge cartridge*.

THREE.

286. (*Pl. III. Fig. 6.*) Draw ramrod, *ram cartridge*.

FOUR.

287. (*Pl. III. Fig. 1.*) Return ramrod, *shoulder arms*.

Loading in Quickest Time.

288. The instructor will next teach the recruit to *load in quickest time*, which shall be executed the same as loading in *quick time*, but *continued* and without pauses. The instructor will command,

Load in quickest time.

LOAD.

Remarks on the Loadings.

(Omitted.)

LESSON IV.

Firings.

291. These are either direct or oblique, and will be executed as will be explained.

Direct Firings.

292. The instructor will give the following commands :

1. *Squad.* 2. *READY.* 3. *AIM.* 4. *FIRE.* 5. *LOAD.*

293. (*Pl. II. Fig. 2.*) These several commands shall be executed as has been already prescribed.

294. At the second command, the men will assume the indicated position, according to the rank in which they are respectively placed: at the fifth command, they shall load and shoulder arms.

Oblique Firings.

295. Oblique firings are executed to the right and left, by the same commands as the direct fires, with this difference, that the command *AIM* shall be preceded by the caution *Right* (or *left*) *oblique*; at which caution the men of the rear rank will fix their eyes on the interval through which they are to aim.

Position of the Ranks in the Oblique Firings to the Right.

296. At the word *READY*, both ranks will execute what has been prescribed for the direct fire.

297. At the word *AIM*, the front rank man will direct his firelock to the right, inclining the left knee inwards, without moving the feet.

298. The rear rank man will advance the left foot about six inches, and towards the toe of the right foot of the front rank man of his file, advancing also the body, bending the left knee a little, and will direct his firelock to the right.

299. Both ranks will throw back the right shoulder.

300. At the word *LOAD*, both ranks will resume the position prescribed for the direct fire. The rear rank men will bring back the left foot, and place the heel against the hollow of the right, bringing down the firelock to the above position.

Position of the Ranks in the Oblique Firings to the Left.

301. At the word *READY*, both ranks will execute what has been prescribed for the direct fire.

302. At the word *AIM*, the front rank man will direct his firelock to the left, inclining the left knee, without moving the feet.

303. The rear rank man shall advance the left foot about six inches, and towards the right heel of the front rank man on the left of his file; and shall also advance the upper part of the body, bending the left knee, and aiming through the interval to the left of the front rank man of his file.

304. Both ranks shall throw back the left shoulder.

305. At the word **LOAD**, both ranks shall draw back their firelocks, in the oblique position, in which they range, and shall prime in that position. The rear rank shall carry back the left foot, placing the heel against the hollow of the right; and, in casting about, both ranks shall take the same position as in the direct fire.

Remarks on the Oblique Firings.

(Omitted.)

Firing by File.

310. The instructor will command,

1. *Fire by file.* 2. *Squad.* 3. **READY.** 4. *Commence—FIRING.*

311. At the third command, both ranks will take the position prescribed in the direct and oblique firings.

312. At the fourth command, the men of the right file will aim and fire together; the next file will aim at the instant when the first has fired, and so on successively to the left; after the first fire, every man will load and fire without waiting for the others.

313. The men shall always front in casting about the firelock, and, after having loaded, they will assume the position indicated, No. 197. For this purpose, each soldier, after returning his ramrod, shall spring up his firelock with the left hand, letting it slip through that hand, which seizes it near the feather-spring, at the height of the chin; at the same time, he will half face to the right, in order to return to the prescribed position; place the thumb of the right hand on the head of the cock, in order to cock it, the little finger under and against the guard.

314. When the instructor wishes the firing to cease, he will command,

RUFFLE.

315. At this command, the soldiers will cease firing. Each man will half-cock, if cocked; will load, if unloaded; and, if loading, will complete the operation, and shoulder arms.

General Remarks on the Firings.

316. The firings shall be executed at first without cartridges, next with priming only, and afterwards with blank cartridges.

317. During the firings, it shall be required of the soldier to be attentive in observing, when he half-cocks, whether smoke proceeds out of the vent, which is a sure indication that the piece has gone off. If the smoke do not appear, the soldier, in lieu of reloading, will prick the vent, and prime a second time. If the soldier, thinking he has fired, has loaded again, he ought to discover his mistake in ramming home, by the length of the charge; and he would be very culpable were he to load a third time.

318. The instructor will inspect the arms, in order to ascertain whether the soldier has committed the fault of charging his firelock with two or more cartridges.

319. The instructor ought also to watch particularly that the soldier, in half-cocking, does not cock, a fault from which accidents might result. He will further impress the recruits with the importance of having the flint always in good firing order.

General Remarks on the Second Part of the School of the Soldier.

320. After some days of practice of the lesson relative to the use of arms, and after the recruits are confirmed in the position of shouldered arms, the instructor will terminate the lesson, by making the four recruits march for some time in one rank, at the distance of one pace from each other, in order to confirm them more and more in the mechanism of the direct and oblique steps. He will show them the mode of marking time, as follows:

To Mark Time.

321. The four recruits, marching with the ordinary step, shall receive the command,

1. *Mark time.* 2. MARCH.

322. At the second word, which shall be given at the instant the foot is coming to the ground, the soldier shall make a semblance of marching, by bringing back the heels alternately to the side of each other, without advancing, observing the cadence of the step.

323. The instructor, wishing the ordinary step to be resumed, will command,

1. *Forward.* 2. MARCH.

324. At the second word, given as above, the recruit shall resume the step of twenty-eight inches.

To Change Step.

325. To the recruits, marching with the ordinary step, the instructor will command,

1. *Change step.* 2. MARCH.

326. At the second word, to be given when either foot is coming to the ground, the recruits shall quickly bring up the foot in the rear to the side of that planted in front, which latter foot will step off.

The Side Step.

327. The squad being at a halt, and aligned, the instructor, to teach this step, will suppose an interval of six or eight common paces to be gained to the right or left, on a fixed point. For this purpose, he will command,

1. *Side step to the right (or left.)* 2. MARCH.

328. At the first command, each recruit will glance his eyes to the right; at the second, he will carry his right foot about ten inches to the right, (or towards the left foot of his right hand man,) and instantly bring up his left foot, and so on, the whole with perfect precision of time, shoulders square to the front, and each man halting in his own person, when he has closed on the fixed point, or the man next to him.

329. The instructor will then order,

FRONT.

To Step Short.

330. The squad being on a march; the instructor, to teach this, will command,

1. *Step short.* 2. MARCH.

331. At the second command, the foot advanced will finish its pace, and afterwards each recruit will step as far as the ball of his toe, and not farther, until the words *Forward—MARCH*, when he will resume the ordinary step.

PART III.

LESSON I.

Marching to the Front.

332. WHEN the four recruits shall be well confirmed in the principles and mechanism of the step, the position of the body, and that of shouldered arms, the instructor will unite from six to ten men, in order to instruct them in the principles of the touch of elbows, marching to the front and to a flank; the quick step, the back step, the principles of changes of direction, wheeling on a movable and a halted pivot, and the principles of alignment.

333. The instructor will place them in one rank, elbow to elbow, and command,

1. *Squad—forward.* 2. *Guide* left (or right.)* 3. *MARCH.*

334. At the word *MARCH*, the rank shall step off smartly with the left foot.

335. The instructor will cause a well-instructed soldier to march two paces in front of the recruits, on the right or left of the rank, according to the flank to which the guide may be ordered. He shall direct the soldier on the flank to march exactly in the trace of the man who precedes him, preserving the distance of two paces from him. This is the surest means of making the recruits contract the habit of taking the step of the prescribed length and cadence.

The instructor will cause the following rules to be observed:

336. *Touch lightly the elbow towards the guide.*

337. *Not to open out the left elbow, nor the right arm.*

338. *Yield to pressure from the side of the guide, and resist that coming from the opposite side.*

339. *Not to lap elbows.*

340. *Not to swing the arms.*

341. *Retouch, insensibly, the elbow towards the guide, in case of the opening of files.*

342. *Keep always the head direct to the front, the eyes cast on the ground, about fifteen paces to the front, on whatever flank the guide may be posted.*

343. *If a recruit find himself too far advanced or behind, he will gradually resume his place, by lengthening or shortening his step.*

344. Finally, the instructor shall endeavor to make the recruit comprehend, that the alignment in marching cannot be preserved, without the regularity of the step, the touch of the elbow, and the squareness of the shoulders; for instance, that if some took longer steps, or marched quicker than others, the result must be a breaking of the rank; that if the head were not direct to the front, and the light touch of the elbow preserved, it would be impossible for them to judge whether they march in the same line with those on their right and left, and whether openings take place.

345. The instructor shall next exercise them in obliquing to the right, with the guide on the left; and in obliquing to the left, with the guide on the right.

* *Guide left* is here given merely as a caution to the rank, that the touch of the elbow ought to be to the left, that is, that the rank will *dress by the left*.

346. In both the oblique and direct marches, the touch of the elbow ought to be kept up towards the guide; and thus each man will touch, lightly, the elbow of the man next to him on that side.

347. The oblique march to the side opposite to the guide being much more difficult than that to the side he is on, the instructor will recommend to the recruits to redouble their attention when thus obliquing.

348. When these various principles have become familiar to the recruits, and they are confirmed in the position of the body, the carrying of arms, the mechanism, length and cadence of the ordinary step, the instructor shall make them pass from the ordinary to the quick step, and the reverse, as follows:

349. The rank marching with the ordinary step, the instructor will command,

1. *Quick time.* 2. MARCH.

350. At the word MARCH, given when either foot is coming to the ground, the rank will assume the quick step.

351. The length of this step shall be the same as that of the ordinary step; but one hundred and twenty of these steps must be taken in one minute.

352. Plummets, which vibrate the required times of march in a minute, are of great utility; they must be in possession of, and constantly referred to, by each instructor of a squad and the drum-major; the several lengths of plummets, swinging the times of the different marches in a minute, are as follows:

353. *Common time*, ninety steps in a minute.

Plummet, seventeen inches and thirty-eight hundredths of an inch in length.

354. *Quick time*, one hundred and twenty steps in a minute.

Plummet, nine inches and seventy-eight hundredths of an inch in length.

355. A musket ball, suspended by a string not liable to stretch, and on which are marked the different required lengths, will answer the above purpose, may be easily procured, and should be frequently compared with an accurate standard in the adjutant's possession. The length of the plummet is to be measured from the point of suspension to the centre of the ball.

356. With the exception of the oblique step, the quick time is that which will generally be ordered in all interior movements of battalions, and other corps, as in wheelings, filings, and successive formations generally.

Remarks on the Quick Step.

357. Marching in quick and common time will be executed by the same principles; but the impulse of quick time tending to produce excitement in the soldier, the instructor will pay particular attention that the cadence of this step, and the steadiness of the body, be preserved. The instructor will cause the recruits to *mark time*, *change step*, and *step short*.

358. When the instructor wishes the recruits to resume the ordinary step, he will command,

1. *Common time.* 2 MARCH.

359. At the word MARCH, given when either foot is coming to the ground, the rank shall resume the ordinary step.

360. The instructor shall cause the rank to halt, by the commands and means, Nos. 136, 137.

361. The rank being halted, the instructor shall cause it to march backward, as follows:

1. *Backward.* 2. MARCH.

362. At the word **MARCH**, the recruit will step smartly to the rear with the left foot, planting it fourteen inches from the right, reckoning from heel to heel, and so on, till the word **HALT** is given, which shall be always preceded by that of *Squad*. The recruits will halt, at this command, by bringing back the foot in front to the side of the other.

363. The instructor will take care that the recruits do not lean against each other; that they march straight backward; and that the proper position of the body and firelock be always preserved.

LESSON II.

To March by a Flank.

364. The recruits being drawn up in one rank, elbow to elbow, the instructor will command,

1. *Squad*. 2. *Right (or left)*—**FACE**. 3. *Forward*—**MARCH**.

365. At the second command, the recruits will face to the right or left.

366. At the word **MARCH**, they shall step off quickly, with the left foot, and in common time.

Remarks on Marching by a Flank.

367. The instructor will place a well-instructed soldier by the side of the leading recruit, on the flank to which the rank has faced, in order to conduct it, and regulate its step; and it will be enjoined on the soldier who is on the leading flank, to touch the elbow of the man who is to direct him.

368. At the word **MARCH**, the whole file will step off smartly together; first with the left foot, then the right, at the prescribed pace of twenty-eight inches, which will bring the foot last raised (except that of the file-leader) on the ground, about six inches in advance of the foot of the man immediately in front. In this way, only, can the original or facing distances of the men, in file-marching, be preserved.

369. The instructor will be careful to cause the men in file to cover each other accurately, and will see that they do not bend the knee, or look downwards, either of which would cause the loss of the *lock-step* and cadence.

370. The instructor, during the march, will place himself five or six paces in front, to see that the principles prescribed above are strictly observed.

371. He will also, sometimes, place himself in rear of the file, and let it pass him fifteen or twenty paces, to observe whether the recruits cover the file-leader exactly.

372. The instructor, to cause the rank to wheel by file, to the right or left, will command,

1. *By file right (or left)*. 2. **MARCH**.

373. At the second word, the leading man will turn to the right or left, and then march straight forward, each man turning successively on the same ground.

374. The instructor will cause the recruits, marching to the front, to face to the right and left, thus:

1. *By the right (or left) flank*. 2. **MARCH**.

375. At the second word, to be given a little before either foot comes to the ground, the recruits will turn the body, plant the foot that is raised, in the new direction, and step off with the other foot, without altering the cadence of the step.

376. When the instructor wishes to *halt* and *front*, the rank marching by the flank, he will command,

1. *Squad.* 2. *HALT.* 3. *FRONT.*

377. At the second word, the rank marching in file will halt, and no man will move, even to rectify a false distance; this attention being necessary to habituate the soldier to the constant observance of his distance.

378. At the third word, each man will *front*, by facing to the left, if marching by the right flank; and by facing to the right, if marching by the left flank.

General Remark on Marching by a Flank.

379. When the recruits have acquired ease and facility in marching by a flank, the instructor will repeat the lesson in quick time: the practice of this will make them sensible of the necessity of maintaining the lock-step, in marching by a flank, and of observing the cadence of the step, and the upright position of the body.

LESSON III.

Alignment.

380. The instructor will exercise the recruits in aligning themselves, one by one, that they may the better comprehend the principles of the alignment; and, for this purpose, he will order the two men on the right flank to step two paces to the front, and, having aligned them, he will caution each man, successively, to move up on the alignment of the two first.

381. Each recruit, on the caution from the instructor, to move up on the alignment, will turn his head and eyes to the right, to the position prescribed, No. 99; march in the cadence of the ordinary step, two paces to the front; shortening the last step, so as to be six inches in rear of the new alignment, which is never to be passed. The recruit will steadily, and without jerking, move, by short steps, to the side of the man next to him in the new alignment, without deranging the position of his head, the line of his eyes, or the squareness of his shoulders, so as to find himself in the direction of this man, whose elbow he is lightly to touch, without opening out his own.

382. Aligning to the left is executed on the same principles.

383. When the recruits shall have learned thus, one by one, to align correctly, the instructor will cause the whole rank to align at once, by the following command:

Right (or left)—DRESS.

384. At this word, the whole rank, except the two men previously placed as a base of alignment, shall steadily march up to, and place themselves on the new line, according to the principles prescribed, No. 381.

385. The instructor, placed five or six paces in front of, and facing to the rank, shall carefully observe that the principles are adhered to; and, to verify this, he will proceed to the flank which has served for a base of alignment.

386. The instructor, seeing nearly the whole of the rank aligned, will command,

FRONT.

387. At this command, the recruits shall turn the head to the front, and remain steady.

388. Should the instructor observe that some file, or files, be not correctly aligned, he will order, *such file, (or files,) forward, (or back,) design-*

nating them by their numbers. The files designated, only, will cast the eyes towards the side of the alignment, in order to judge how far they should move up or back, and will steadily place themselves on the line, turning afterwards the head to the front.

389. The instructor will previously number the files.

390. Alignments to the rear are executed on the same principles: the recruits step back a little beyond the line, and then move up to it, by small steps to the front, as prescribed, No. 381.

391. The instructor will command,

Right (or left) backward—DRESS.

Remarks on the Principles of Alignment.

392. The instructor shall inculcate the observance of the following principles:

393. *That the soldier steadily arrive on the line.*

394. *That he do not bend the body back, or the head forward.*

395. *That he turn the head the least possible, and only so as to see the line of the eyes.*

396. *That he never pass beyond the line.*

397. *That, at the command FRONT, all movement on the part of the soldier cease, even though he may not be aligned.*

398. *That, at the command such file, (or such files,) forward, (or back,) those not designated do not move.*

399. *That, in alignments to the rear, the soldiers pass a little beyond the line.*

LESSON IV.

Wheelings.

400. Wheelings are of two sorts; on a halted, and on a movable pivot.

403. In wheels from a halt, the pivot man turns in his place, without advancing or receding; in wheeling from line into column, and from column into line, he will face as will be pointed out in the text, under those heads respectively.

404. In wheeling on a movable pivot, the pivot man takes steps of seven inches, in order to clear the wheeling point. This is necessary, in order that the divisions* of a column may be enabled to change direction without losing their distance, as will be explained, *School of the Company.*

405. In both cases, the man on the wheeling flank will always take steps of twenty-eight inches.

406. The movement of *right* or *left turn* is used only for changes of direction in column to the side of the guide. Great care must be taken not to confound this movement with wheeling on a movable pivot.

To Wheel on a Halted Pivot.†

407. The instructor will place a well-instructed man on the wheeling flank, to conduct it, and will command,

1. *Squad—right wheel.* 2. **MARCH.**

* *Division* is a general term, employed to signify any of those equal parts, into which the Battalion is broken, whether they are grand divisions, companies, platoons or sections.

† The *pivot*, or (as it is sometimes called) the *proper pivot* flank of the column, is that, by wheeling up to which, the divisions of the column are brought into line in their regular order, and to their proper front. The other is called the *reverse* flank.

The flank of a division, on which a wheel is executed, is, with reference to that particular wheel, termed the *pivot*, although, with reference to the column, it may be the *reverse* flank.

408. At the second word, the soldiers will step off with the left foot, and turn, at the same time, the head a little to the left, their eyes fixed in the direction of those of the men who are on their left. The pivot man shall only mark time, conforming to the movement of the marching flank: the man who conducts that flank will march steps of twenty-eight inches; from the first step, bring forward the left shoulder a little, cast his eyes on the ground he is to go over, and, from time to time, along the rank; and he will always feel the elbow of the man next to him, but without pressing him.

409. The other soldiers must keep up the light touch of the elbow on the side towards the pivot, and resist all pressure coming from the opposite flank, each man proportioning his step to his distance from the pivot.

410. The instructor shall make the rank describe a circle, once or twice, before he halts it, in order to render the principle understood; and he shall carefully see that the rank wheel straight, and do not open out from the centre, or break, or displace the pivot.

411. He shall make the rank wheel to the left, on the same principles, and will command a halt as follows:

1. Squad. 2. HALT.

412. At the second word, the rank will halt, and no man will move until a further command.

413. The instructor shall go to the flank opposite the pivot, and place the two outer men of that flank in the direction he chooses to give to the rank, leaving sufficient space between them and the pivot for the others to place themselves in, and command,

Left (or right)—DRESS.

414. At this command, the rank will place itself on the alignment of the two men who are to serve as a base, conforming to the principles prescribed.

415. The instructor will then order, *FRONT*, which will be executed as prescribed, No. 387.

Remarks on Wheeling on a Halted Pivot.

416. *Turn the head a little towards the marching flank, and fix the eyes in the line of the eyes of the men who are towards that flank.*

417. *Keep up the light touch of the elbow towards the pivot.*

418. *Resist a pressure coming from the marching flank.*

To Wheel on a Movable Pivot.

419. When the recruits wheel on a halted pivot, with accuracy, the rank will be taught to wheel on a movable pivot.

420. For this purpose, in order to cause the rank on the march to change direction on the reverse flank, the instructor commands,

1. Right (or left) wheel. 2. MARCH.

421. The first command shall be given, when the rank is within two paces of the wheeling point.

422. At the second word, the wheel will be executed as on a halted pivot, except that the touch of the elbows will be towards the marching flank; that the pivot man, in lieu of turning in his place, shall conform to the movement of the marching flank, feel lightly the elbow of the man next to him, take steps of seven inches, gain ground in advancing, and

move on a part of the circumference of a small circle, so as to clear the wheeling point, the centre of the rank curving a little towards the rear.

423. The wheel being effected, the instructor shall command,

1. *Forward.* 2. **MARCH.**

424. The first word will be pronounced two paces before the wheel is finished.

425. At the second, to be given at the instant the wheel is effected, the man directing the marching flank will move straight forward, and the pivot man, with the other men composing the rank, will resume the step of twenty-eight inches, directing the head to the front.

To Change Direction on the Pivot Flank.

426. This is effected by the following commands :

1. *Left (or right) turn.* 2. **MARCH.**

427. The first word shall be given when the rank is within two paces of the turning point, as above.

428. At the second word, to be given at the instant when the rank is to commence turning, the guide will turn to the left, (or right,) in marching, and, without changing the cadence, or without lengthening or shortening the step, will move forward in the new direction: the rest of the rank will quickly conform to the new direction of the guide; and, for this purpose, each man will advance the shoulder farthest from the guide, will turn the head and eyes to the flank the guide is on, touch the elbow of the next man towards the guide, placing himself on the same alignment with the guide, and then turn his head and eyes to the front. Each man arrives thus, *successively*, on the alignment of the guide.

429. The instructor, having taught the wheel on a fixed, and on a movable pivot, in common time, will next cause the squad to execute the same movements in quick time, giving the word *quick* before **MARCH.**

SECTION III.

SCHOOL OF THE COMPANY.

To Rank, Size, and Form the Company.

430. THE men being assembled in one rank, at shouldered arms, and having quickly fallen in, as nearly as may be, according to height, from right to left, the first sergeant will command,

1. *Company.* 2. *Right*—FACE. 3. *Size*—MARCH.

431. At the second word, the whole rank will face to the right; at the third, the men will change places, so that the tallest man be on the right, the second tallest next, and so on successively to the left. The first sergeant will then order,

1. *Front.* 2. *Right*—DRESS.

432. The sergeant will then direct the man on the right to call *one*, the next *two*, and so on alternately from right to left. This being effected, he will command,

1. *Form ranks.* 2. **MARCH.**

433. At the word **MARCH**, the even numbers will step obliquely to the right, and rear, so as to cover the odd numbers.

434. The first sergeant will then divide the company into two platoons, and command,

1. *Second platoon.* 2. *Forward*—MARCH. 3. HALT.

435. At the word MARCH, the second platoon will step forward one pace, and halt.

436. The sergeant will then order,

1. *Platoons.* 2. *Right and left*—FACE. 3. MARCH.

437. At the word FACE, the first rank of each platoon will face to the right, and the rear rank to the left. At the word MARCH, the man on the right of the front rank man of the first platoon stands fast, the others closing upon him; the men of the rear rank will march, successively, turn to the right, and form on the left of the front rank. At the word MARCH, the second platoon will follow the directions given to the first, except that the front rank will advance, followed by the rear rank, both forming in front of the first platoon, and thus becoming the front rank of the company.

438. The sergeant will then order,

FRONT.

439. At which word the whole will front, and the company is thus formed in two ranks, the tallest men alternately on the right and left of the ranks to which they belong, and the men of the rear rank respectively taller than their file-leaders.

440. This being accomplished, the first sergeant will divide the company into platoons and sections, and post the non-commissioned officers and pioneer in the manner already prescribed. He will also inform each man on the right and left of each platoon and section, that he is the right or left man of that division.

441. If a company has to form suddenly, the men will fall in in two ranks, and as nearly as possible in the order in which they stood when the company was last under arms. For this purpose, the first sergeant will always, before dismissing the company, caution the men to recollect their ranks, and the individuals who were on their right and left respectively.

442. The instruction of the company having for its object to prepare the soldiers for the battalion, the progressive method and principles about to be prescribed will be strictly observed.

443. The officer who exercises the company is called the *instructor*. When the captain is instructor, the next in rank will perform his duties, and be posted accordingly.

444. The *School of the Company* will be divided into six lessons, and each lesson into articles, as follows :

Lesson I.

- | | |
|----------------------------------|-------------------------------|
| 1. To open ranks. | 4. To close ranks. |
| 2. Alignment of open ranks. | 5. Alignment of closed ranks. |
| 3. Manual exercise and loadings. | |
-

Lesson II.

- | | |
|------------------------------|-------------------------|
| 1. To load in quick time. | 4. To fire by file. |
| 2. To load in quickest time. | 5. To fire to the rear. |
| 3. To fire by company. | |
-

Lesson III.

- | | |
|--|---|
| 1. To advance in line. | 4. To mark time; to march in quick time; and the back step, &c. |
| 2. To halt the company advancing in line, and to align it. | 5. To retire in line. |
| 3. Oblique march in line. | |

Lesson IV.

- | | |
|---|--|
| 1. To march by a flank. | 4. To form line by file on the right or left. |
| 2. To change direction by file. | 5. To form company, platoons or sections, marching by a flank. |
| 3. To halt the company, marching by a flank, and to front it. | |

Lesson V.

- | | |
|-----------------------------------|---------------------------------------|
| 1. To break to the right or left. | 4. To halt the column. |
| 2. To march in column. | 5. To form line to the right or left. |
| 3. To change direction. | |

Lesson VI.

- | | |
|--|---|
| 1. Diminishing and increasing front by files. | 3. Diminishing and increasing front. |
| 2. To march by the route step; to change direction thus marching; to break off files, and move them up to the front. | 4. Countermarch. |
| | 5. To form line on the right or left, from column |

445. The instructor will number the files from right to left, that each man may know his number in his rank. The instructor must be clear and concise in his explanations; he will cause the captain to rectify the errors committed by the soldiers, after pointing them out to him, if not observed; he himself will not rectify them, unless the captain has not well comprehended him, or has imperfectly executed his orders.

446. Steadiness and calmness being the essential requisites in him who commands, and those who execute, the instructor will exemplify these in his own person.

LESSON I.

ARTICLE FIRST.

To Open Ranks.

447. THE company being drawn up at ordered arms, to open ranks, the instructor will cause the guide of the left to post himself on the left of the rear rank, and will then command,

1. *Attention.* 2. COMPANY. 3. *Shoulder—ARMS.* 4. *Rear rank—open order.*

448. At the fourth command, the covering sergeant, and the guide of the left of the company, will take six back steps, of fourteen inches each, and align themselves parallel to the rank of file-closers.

449. The instructor will, at the same time, proceed to the right flank, to ascertain whether they are parallel to the front rank, and, if necessary, will quickly rectify their positions, and then command,

5. MARCH.

450. At this word, the front rank will stand fast.

451. The rear rank will step back in common time, without counting the steps, and will place itself on the alignment marked out for it, conforming to what is prescribed, No. 390.

452. The covering sergeant will align the rear rank on the guide of the left.

453. The file-closers will step back at the word MARCH, and align themselves at their proper distance from the rear rank.

454. The covering sergeant having aligned the rear rank, the instructor will command,

6. FRONT.

455. The instructor, seeing the ranks aligned, will examine the position of the body, and of the firelocks, in the front rank, and will direct the captain to examine the rear rank.

ARTICLE SECOND.

Alignment of Open Ranks.

456. The ranks being opened, the instructor will, the better to inculcate the principles, cause the men of each rank to align themselves one by one.

457. He will order the three men on the right or left of each rank to march three or four paces to the front, and, having aligned them, will command,

By file, right (or left)—DRESS.

458. At this command, the soldiers of each rank will move up successively to the alignment, each allowing the next man towards the flank of the alignment to precede him two paces.

459. Successive alignments having habituated the soldiers to align themselves correctly, the instructor will cause entire ranks to align to the front and rear, in parallel and oblique directions, always placing three men as a base of alignment for each rank. To effect this, he will command,

Right (or left)—DRESS; or, it may be, Right (or left) backward—DRESS.

460. In oblique alignments at open order, the rear rank need not endeavor to cover their file-leaders, since the object of this instruction is to exercise the soldiers in aligning themselves correctly in their respective ranks in every direction.

461. In these various alignments, the instructor will superintend the front, and the captain the rear rank, placing themselves for that purpose on the flank of the alignment.

462. In oblique alignments, the soldiers will conform the line of their shoulders to the new direction of their rank, and will place themselves on the alignment, conforming to what is prescribed, Nos. 381, 390, according as the new direction may be to the front or rear of the original position of the rank.

463. After each alignment, the instructor and the captain will pass along the rank, inspect the position of the body, and that of the firelocks, in order to accustom the soldiers not to be negligent in these respects.

ARTICLE THIRD.

Manual Exercise and Loadings.

464. The ranks being open, the instructor will place himself in front of the right flank, so as to see the two ranks, and order the following exercises :

- | | |
|-------------------|------------------------------|
| 1. Present arms. | 11. Fix bayonet. |
| 2. Shoulder arms. | 12. Arms port. |
| 3. Order arms. | 13. Shoulder arms. |
| 4. Shoulder arms. | 14. Charge bayonet. |
| 5. Trail arms. | 15. Shoulder arms. |
| 6. Pile arms. | 16. Unfix bayonet. |
| 7. Take arms. | 17. Secure arms. |
| 8. Shoulder arms. | 18. Shoulder arms. |
| 9. Support arms. | 19. Load by twelve commands. |
| 10. Carry arms. | |

465. The instructor will strictly observe that the positions of the body, feet, limbs and firelocks be always exact; that the motions be smartly executed and close to the body, and that they be not slurred over, as by sleight of hand.

Remarks on Arms Port, Charge Bayonet, and Trail Arms.

466. When a battalion or line is to charge bayonet, the whole are, in the first instance, to come to *Arms—PORT*, and advance at a firm, quick step, but in the most perfect order possible, until they reach the enemy. (See No. 545.)

467. It is at that instant that the front rank are necessarily to bring their firelocks down to the charging position, and the whole are to press forward with the utmost energy. The enemy being routed, it will depend on the officer commanding to give the word *HALT*; when the front rank will resume the position of *Arms—PORT*, and proceed as may be afterwards directed. But the word *HALT* is on no account to be given during a charge, or as preparatory to the front rank bringing the firelock down to the charging position. It is, therefore, to be understood, that, in the charge, or quick attack upon the enemy with fixed bayonets, either previous to, or after firing, (which usually commences at a distance of *one hundred*, or *one hundred and fifty* yards, as the ground may permit,) the charging position of the front rank is to be assumed only at the instant of attack or defence.

468. In cases such as passing through a thick wood, shouldered arms is impracticable; and a soldier has sometimes recourse to his firelock as a necessary support, as in climbing the steep sides of an eminence, and crossing ditches; it becomes, therefore, necessary that the instructor should sometimes make the soldiers practise the motions of *Arms—PORT*, and of *Trail—ARMS*, whilst marching, to teach them to avail themselves most advantageously of their firelocks, under different circumstances.

ARTICLE FOURTH.

To Close Ranks.

469. Having executed the manual exercise and loadings, the instructor will cause the ranks to close. To effect this, he will command,

1. *Rear rank, close order.* 2. *MARCH.*

470. At the word *MARCH*, the rear rank will close in common time, each man covering his file-leader.

ARTICLE FIFTH.

Alignment of Closed Ranks.

471. The ranks being closed, the instructor will exercise the company in taking parallel and oblique alignments to the right and left, to the front and rear, always previously placing three files as a base line of alignment. He will give the commands directed in No. 459.

472. In aligning at close order, the captain will superintend the alignment of the front rank, and the covering sergeant that of the rear rank: they will accustom themselves to judge accurately of the alignment, by the line of the eyes and shoulders, and by glancing along the front and rear of the rank.

473. When the captain sees the whole, nearly, of the front rank aligned, he will command, *FRONT*; rectifying, afterwards, the alignment of such as require it, by the means prescribed, No. 388. The rear rank will conform

to the alignment of the front rank, and the covering sergeant will see that this is done.

474. The rank being steady, the instructor proceeds to the flank, to verify the alignment of the ranks; and will observe whether the men of the rear rank correctly cover their file-leaders.

475. In oblique alignments, the instructor will cause to be observed what is prescribed, No. 462.

476. The file-closers will always place themselves two paces from the rear rank.

477. To rest, the instructor will order,

1. *Order*—ARMS. 2. *Rest*.

478. This shall take place at the conclusion of each lesson. (See No. 228.)

LESSON II.

479. THE instructor, wishing to pass to the second lesson, will command,

1. *Attention*. 2. *COMPANY*. 3. *Shoulder*—ARMS.

480. He will then exercise the company in the loadings and firings, in the following order :

ARTICLE FIRST.

To Load in Quick Time.

481. Loading in quick time shall be executed by the commands and means prescribed, No. 281 and following. The instructor will cause this to be repeatedly practised, before he proceeds to loading in quickest time.

ARTICLE SECOND.

To Load in Quickest Time.

482. This will be executed as prescribed, No. 288.

483. At the first motion of loading in quick and quickest time, the captain and the covering sergeant will half face to the right with the men, and will front when the man next to them respectively *casts about*.

484. The instructor will see that, in the loadings, the soldiers conform to the principles prescribed, Nos. 289, 290.

485. Loading in quickest time being used in battle, it is of importance that it be done expertly; and, therefore, the practice of it is to be particularly dwelt on. When the soldiers are well grounded in the principles, they will be gradually brought to load and fire, at least three or four times in a minute, with regularity and facility.

ARTICLE THIRD.

To Fire by Company.

486. To effect this, the instructor will command,

1. *Fire by Company*. 2. *Commence Firing*.

487. At the first word, the captain will retire quickly behind the centre of his company, two paces in rear of the file-closers.

488. The covering sergeant will fall back to the alignment of the file-closers, opposite his interval: this rule will be general for the covering sergeant during the firings.

489. At the second command, the captain will order,

1. *Company*. 2. *READY*. 3. *AIM*. 4. *FIRE*. 5. *LOAD*.

490. At the word *LOAD*, the soldiers will bring down their firelocks to the priming position, load, and shoulder; the captain will, by the same commands, cause the company to fire again, which will be continued until a *ruffle* cause the firing to cease.

491. The captain will sometimes cause his company to fire obliquely to the right and to the left, taking care to give the caution, *Right* (or *left*) *oblique*, after the word *READY*, and before the word *AIM*. He will also, sometimes, make his men *Recover*—*ARMS*, after aiming, in order to accustom them to steadiness, and attention to the command.

ARTICLE FOURTH.

To Fire by File.

492. To effect this, the instructor will command,

1. *Fire by File*. 2. *Company*. 3. *READY*. 4. *Commence—FIRING*.

493. At the first command, the captain will retire one pace in rear of the rear rank, opposite his interval.

494. The third and fourth commands will be executed as prescribed, No. 311 and following.

495. The right hand file will commence the firing, the next file will aim at the instant the first, which has just fired, primes, and so on to the left; but this progression will take place only for the first fire, every man afterwards loading and firing, without waiting for others, and conforming to No. 312.

496. The instructor will cause the firing, whether by file or company, to cease by a *ruffle*, at the commencement of which the firing will cease. Those who have just fired will load and shoulder; if in the position of *ready*, they will front, half-cock, and then shoulder at the same time; if aiming, they will recover of their own accord, front, half-cock, and shoulder.

497. The *ruffle* will always be followed by a *tap* of the drum: at this signal, the captain, as also the covering sergeant, will quickly resume their places in line, and rectify, if necessary, the alignment of the ranks.

498. In this school, the instructor will cause the firing to cease by the command,

RUFFLE.

499. At the word *RUFFLE*, the firing will cease; to ensure which, every file-closer will call out, *Cease firing*.

500. The tap of the drumstick, as a signal for the captain and covering sergeant to resume their places in line, may be indicated by the command *Tap* from the instructor, when he sees arms shouldered.

ARTICLE FIFTH.

To Fire to the Rear.

501. To effect this, the instructor will command,

1. *Fire to the rear*. 2. *Company*. 3. *About—FACE*.

502. At the word *About*, the captain will place himself facing, and close against, the right hand front rank man of his company; the covering ser-

geant and file-closers will pass quickly through the interval of the captain, placing themselves facing to the rear, two paces from the front rank, and opposite to their respective places in line.

503. At the word **FACE**, the captain will occupy his interval in line, but place himself in the rear rank, now become front; and the covering sergeant will place himself in the front rank, now become rear, covering the captain.

504. The company being faced to the rear, the instructor will cause the firings to be executed by the commands prescribed in the preceding article.

505. Firing by file will commence from the left of the company, now become the right.

506. To front the company, the instructor will command,

1. *Company*. 2. *About*—**FACE**.

507. At the word *About*, the captain, covering sergeant and file-closers will conform to what is prescribed above.

508. At the word **FACE**, the captain and covering sergeant resume their places in line.

Remarks on the Firings.

509. The instructor will accustom the ranks to lower the muzzle a little under the level, in taking aim.

510. The instructor will direct the captain to make a small pause between the words *aim* and *fire*, to enable the troops to aim well.

511. The instructor will place himself in front of the right flank, so as to command a view of the ranks, in order to observe such faults as may be committed; he will charge the captain and file-closers to report to him such as are found to load or fire awkwardly; these will be remanded to the *School of the Soldier*.

512. The instructor will cause the soldiers to observe the utmost steadiness and calmness, during the firings, consistently with the requisite vivacity of execution.

513. In the firings, he will lay it down as a general principle, that the left heel is always to turn on the same spot, in order that the alignment of ranks, and the covering of files, may be maintained; and, after the firing, he will ascertain, by inspecting the alignment, whether this principle has been observed.

514. The instructor will add to these remarks all those in Nos. 316, 317 319.

515. When the company fires with cartridges, the instructor will cause the ranks, in close order, to spring ramrod, to ascertain whether there may not be three charges in the firelock; in which case, he will cause them to be drawn.

LESSON III.

ARTICLE FIRST.

To Advance in Line.

516. **THE** company being drawn up, correctly aligned, the instructor will place himself fifteen or twenty paces in front of the captain, face to him, and place himself correctly on the prolongation of the captain and covering sergeant.

517. He will previously assure himself that the shoulders of the captain, and of the covering sergeant, are perfectly in the line of direction of their respective ranks, and that they correctly cover.

518. The instructor, having aligned himself on the directing file, will command,

1. *Company—forward.*

519. At this command, a sergeant, previously selected, will advance six paces in front of the captain; the instructor, placed as just described, will correctly align this sergeant on the prolongation of the directing file.

520. The sergeant, placed six paces in front of the captain, being charged with the direction, will take two points on the ground, in the line passing from himself, between the heels of the instructor.

521. This arrangement made, the instructor will command,

2. *MARCH.*

522. At this command, the company will step off smartly: the sergeant charged with the direction will maintain, with the greatest precision, the length and cadence of the step, march in the direction of the two points he has chosen between himself and the instructor; take, as he advances, and always before he arrives at the nearest point, new points, which must be exactly in the prolongation of the two first, and fifteen or twenty paces from each other: the captain will constantly march in the trace of the directing sergeant, keeping always six paces from him: the soldiers will keep the head direct to the front, touch lightly the elbow towards the file of direction, and conform to the principles prescribed for the march to the front in Nos. 335, &c.

523. The front rank man, next to the captain, will be particularly careful never to be more advanced than he; and, for this purpose, will always keep the line of his shoulders a little in rear, but, at the same time, in a direction parallel to those of the captain.

524. The rank of file-closers will march two paces in rear of the rear rank.

525. If the soldiers lose the step, the instructor will command,

STEP.

526. At this command, the soldiers glance to the directing sergeant, take up the step, and turn the head again immediately to the front.

Remarks on the March in Line.

527. If the company be undergoing a course of elementary instruction, the instructor will post the captain and covering sergeant, sometimes on the right, and sometimes on the left of the company.

528. The directing sergeant having the greatest influence on the march of the company, the instructor shall appoint for this important duty, such only as are perfectly confirmed in the precision of the step, the habit of maintaining the squareness of the shoulders, and of prolonging, without deviation, a given direction.

ARTICLE SECOND.

To Halt the Company Advancing in Line, and to Align it.

532. To halt the company, the instructor will command,

1. *Company.* 2. *HALT.*

533. At the second command, the company will halt; the directing sergeant will remain in front, unless the instructor, not wishing to continue the march, orders him to retire to his place in line.

534. The company being halted, the instructor will make the three files nearest the directing flank advance, and will align the company on them,

as a base, or he may confine himself to rectifying the alignment. In the last case, the instructor will command, *Rectify the alignment*; the captain will immediately glance to the rank, and rectify the alignment, conforming to what is prescribed, No. 388.

ARTICLE THIRD.

Oblique March in Line.

535. The company, marching to the front in line, will oblique by the following commands from the instructor :

1. *Right (or left) oblique.* 2. **MARCH.**

536. At the second command, to be given as prescribed, Nos. 155, 156, the company will oblique; the directing sergeant will give his utmost attention in maintaining the squareness of the shoulders, and to oblique with a uniform movement and step; the captain will conform his march to that of the directing sergeant; the soldiers will keep up the light touch of the elbow towards the directing flank, and carefully observe the principles prescribed, No. 336. The man next the captain must be careful not to be more advanced than he.

537. To resume the march to the front, the instructor will command,

1. *Forward.* 2. **MARCH.**

538. At the word **MARCH**, which will be pronounced at the moment the foot is coming to the ground, the company will resume the march to the front, the instructor will spring forward, fifteen or twenty paces in front of the captain, face to the rear, place himself correctly on the prolongation of the captain and covering sergeant, and, by signal, place the directing sergeant on that line, should he happen to be either on the right or left of it; the directing sergeant will immediately take two points on the ground, between himself and the instructor, taking afterwards new points, as he advances, as explained, No. 522.

Remarks on the Oblique March.

(Omitted.)

ARTICLE FOURTH.

To Mark Time, March in Quick Time, Side Step, Stepping Short, and Back Step.

543. These will severally be practised by the commands, and according to the principles, prescribed in the *School of the Soldier*.

Remarks on Quick Time.

544. The instructor ought not to exercise the men in marching in quick time, till they are thoroughly confirmed in the length and cadence of the step in common time; and he will then endeavor to render it familiar and easy to them to take one hundred and twenty steps in a minute, to keep the body upright, and to be as calm as in marching in common time. (See No. 357.)

545. In the last fifteen or twenty steps of a charge, and in other circumstances requiring great celerity of movement, troops having a front not exceeding that of a battalion may quicken the march to the rate of one hundred and fifty steps in a minute for a limited time; but as a line marching at this rate for more than one hundred paces would be liable to break, this

measure of acceleration will not be considered a prescribed head of instruction, and consequently the troops are to be exercised in the quick time of one hundred and twenty steps in a minute.

ARTICLE FIFTH.

To Retire in Line.

546. The company being halted and aligned, the instructor, wishing it to retire, will command,

1. *Company.* 2. *About—FACE.*

547. The company having faced about, the instructor will step quickly to the front of the directing file, conforming to the principles prescribed, No. 516.

548. The instructor, being correctly placed on the prolongation of the directing file, will command,

3. *Company—forward.*

549. At this command, the directing sergeant will conform to what is prescribed, Nos. 518, 519, with this difference, that he posts himself six paces in front of the file-closers.

550. The covering sergeant will post himself in the alignment of the file-closers, opposite his interval, and the captain will take his place in the rear rank, now become front.

551. This disposition being made, the instructor will command,

4. *MARCH.*

552. At this command, the directing sergeant, the captain, and the soldiers, will conform to what is prescribed, Nos. 522, 523.

553. With the exception of the back step, the instructor will cause the company retiring to execute all that has been prescribed for advancing in line. The commands and means of execution will be the same.

554. When the instructor, having halted the company, wishes to align it, he will front it by the commands,

1. *Company.* 2. *About—FACE;*

and the captain and covering sergeant, having faced about, will resume their posts.

555. The instructor may then order the three files nearest the directing flank to advance, as a base of alignment, or he may confine himself to the rectification of the alignment, conforming, in either case, to what is prescribed, No. 534.

LESSON IV.

ARTICLE FIRST.

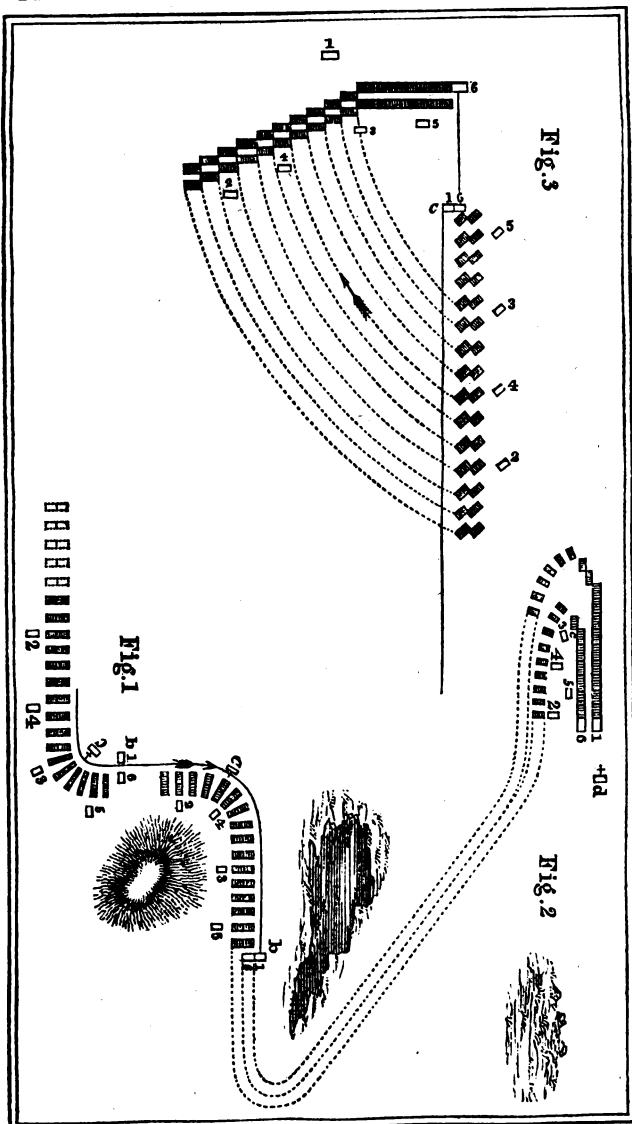
To March by a Flank.

556. THE company being in line at a halt, the instructor, wishing it to march by the right flank, will command,

1. *Company.* 2. *Right—FACE.* 3. *Forward—MARCH.*

557. (*Pl. V. Fig. 1.*) At the second command, the company will face to the right; the captain will also face, moving one pace out of the rank, so as to be on the left of the covering sergeant, who will also face to the right, moving to the front rank, so as to occupy the place out of which the captain has just moved.

558. At the word *MARCH*, the company will step off, smartly, in common time; the covering sergeant, placed before the man on the right of the front



rank, and the captain, placed at the side of the covering sergeant, will march straight forward. The men of the rear rank will march abreast of their file-leader, and keep the face direct to the front; the file-closers will march opposite their respective places in line.

559. The instructor will see that the rules of marching by a flank are observed, placing himself, during the march, as prescribed, Nos. 370, 371.

560. The instructor will cause the company to march by the left flank, by the commands prescribed for marching by the right, substituting the word *left* for that of *right*.

561. At the instant the company faces to the left, the guide of the left will place himself before the man on the left of the front rank; the captain will go, quickly, to the left, placing himself on the right of the guide; the covering sergeant will post himself in the front rank, occupying the place left by the captain.

ARTICLE SECOND.

To change Direction by File.

562. (*Pl. V. Fig. 1.*) The company being faced to a flank, either marching, or at a halt, the instructor, wishing it to wheel by file, will command,

1. *By file right (or left.)* 2. MARCH.

563. At the word MARCH, the leading file will wheel; if on the front rank man, he will not turn suddenly, but describe a small circle, shortening a little the two or three first steps, in order to give the rear rank man time to conform to his movement. If the wheel be made on the rear rank man, the front rank man will march the step of twenty-eight inches in turning, and the man of the rear rank conforms to his movement by describing a small circle, as has first been explained. Each file will wheel in succession on the same ground.

564. The instructor will strictly observe, that the wheel is executed on these principles, so that the distance between the files may always be preserved.

ARTICLE THIRD.

To Halt the Company Marching by a Flank, and to Front it.

565. The instructor will command,

1. *Company.* 2. HALT. 3. FRONT.

566. The second and third commands will be executed as prescribed, Nos. 377, 378. The captain and covering sergeant resume their posts in line at the instant the company fronts.

567. The instructor may then cause the company to take a new alignment, or direct the captain to rectify the alignment of the company on its ground.

ARTICLE FOURTH.

To form Line by File on the Right or Left.

568. The instructor will cause the company marching by the right flank to form by file on the right. To effect this, he will command,

1. *On right, by file into line.* 2. MARCH.

569. (*Pl. V. Fig. 2.*) At the word **MARCH**, the rear rank will mark time; the covering sergeant and the captain will turn to the right, march straight forward, and be halted by the instructor, when they have passed, at least, four paces beyond the rear rank; the captain shifting to the right of the covering sergeant: the man on the right of the front rank will continue marching, pass behind the covering sergeant, turn to the right when beyond him, and move up to his left; the second man of the front rank will, in the same manner, pass in rear of the first, then turn to the right, and move up to his left, and so on, to the last man of this rank; the rear rank will execute the movement in the same manner as the front; the right hand man of the rear rank will not commence the movement till he sees three or four men of the front rank in line.

570. The men of the rear rank will place themselves correctly, covering their file-leaders, as they move up, one by one, into line.

571. The captain will direct the alignment as the men of the front rank arrive on the line.

572. If the company were marching by the left flank, the instructor would form it by file on the left by the commands prescribed, No. 568, substituting *left* for *right*, and by inverse means; the captain, on the left of the front rank, will resume his place in line, after the instructor, seeing the company formed, shall have ordered him so to do.

573. The better to make the soldiers comprehend the mechanism of this movement, the instructor will at first make each rank execute it separately, and afterwards the two ranks together, directing them to form as if each rank were independent, but always observing what has been prescribed for the rear rank, relative to the moment of commencing the movement.

574. The instructor will follow up the movement, to assure himself that each file conforms to what is prescribed, No. 569.

ARTICLE FIFTH.

The Company Marching by a Flank, to Form Company, Platoons or Sections, on the March.

575. The company supposed marching by the right flank, the instructor will order the captain to execute the intended movement. The captain will command,

1. *By company into line.* 2. **MARCH.**

576. At the word **MARCH**, the covering sergeant will continue to march forward; the soldiers will advance the right shoulder, assume the quick step, and move diagonally to their respective places, observing to arrive on the line one after another.

577. As the soldiers come into line, they will take up the step from the covering sergeant.

578. The men of the rear rank will conform to the movement of their file-leaders, whom they will allow to precede them in coming up into line.

579. At the instant the movement commences, the captain will face to his company, and conduct its execution; when the company is formed to the front, he will command, *Guide left*, and then post himself two paces before the centre of the company, front, and take up the step of the company.

580. At the word *Guide left*, the guide of the left will spring to the left of the front rank man, and the covering sergeant, who is at the opposite flank, will remain there.

581. If the company were marching by the left flank, the movement would be executed by the same commands, and on the same principles: the company being formed, the captain would order, *Guide right*.

582. In a column of companies, the covering sergeant of each will be always placed on the right of the front rank, and the guide of the left will be on the left of the front rank, whether the column has the right or left in front; they will be denominated *guide of the right*, and *guide of the left*, of the company, and one of them will be charged with the direction, according as the column may be marching with the right or left in front.

583. If the company, marching by a flank, is to form platoons, the captain, by an order to that effect from the instructor, will command,

1. *By platoon into line.* 2. MARCH.

584. This movement is executed according to the same principles: the captain will post himself before the centre of the first platoon, and the first lieutenant before the centre of the second platoon; and they will command, *Guide right*, or, it may be, *Guide left*, at the instant their platoon is formed.

585. At the word *Guide left*, or *Guide right*, from the chief of each platoon, the guide of each would take post on the proper flank, if not already there, passing by the front rank; and this is a general rule for the shifting of guides.

586. The *guide of the right* of the company will always be the guide of the right, or of the left, of the first platoon; and the *guide of the left* of the company will be the guide of the right, or of the left, of the second platoon.

587. The company, marching by a flank, will also be required to form sections: to effect this, the instructor directs the captain to order,

1. *By section into line.* 2. MARCH.

588. This again will be executed on the same principles; and whether the right or left be in front, the captain will put himself in front of the first section; the second, third, and first lieutenants, respectively, in front of the second, third, and fourth sections; and each will command, *Guide left*, (or *right*.) at the instant his section is formed.

589. In column of sections, the covering sergeant becomes the guide of the first section; the second sergeant, the guide of the fourth section; and the third and fourth sergeants, respectively, the guides of the second and third sections.

590. Accordingly, in a column of platoons or sections, there shall be one guide to each, and he shall always be guide of the left, right in front, and guide of the right, left in front.

591. Whether it be a column of companies, platoons, or sections, the file-closers will follow their respective divisions.

592. To cause a column, marching right in front, to prolong itself in the same direction, by a file movement, the instructor will command,

1. *Column by the right flank.* 2. *By file left.* 3. MARCH.

593. (*Pl. VII. Fig. 4.*) At the first command, chiefs of divisions will caution their divisions, that they are to face to the right; the guide of the leading division will spring to the right of his division.

594. At the command MARCH, each division will face to the right in marching, and wheel by file to the left; the captain will quickly place himself as in file movements, and the chiefs of the other divisions, shifting by the left, resume their places as file-closers.

595. The leading file of each division will unite in file with the rear of the preceding, and the whole company thus march by the right flank.

596. If the left be in front, the manœuvre will be executed by inverse means.

LESSON V.

ARTICLE FIRST.

To Break to the Right or Left.

597. To break by platoon to the right, the instructor will command,

1. *Platoons—right wheel.* 2. **MARCH.**

598. (*Pl. VI. Fig. 1.*) At the first command, the chiefs of platoons will place themselves two paces in front of the centre of their platoons, facing to the rear, the chief of the second platoon passing, for this purpose, round the left flank of the company.

599. At the word **MARCH**, the man on the right of the front rank of each platoon will face to the right; the chief of each platoon will move quickly by the shortest line beyond the point where the marching flank is to rest, face to the rear, and place himself so, that a line drawn from him to the man on the right of the front rank may be perpendicular to the line of the company, previous to wheeling; the platoons will wheel according to the principles prescribed for wheeling on a halted pivot; and when the man who conducts the marching flank shall have arrived within two paces of the perpendicular, the chief of each platoon will command,

1. *Platoon.* 2. **HALT.**

600. At the second command, the platoons will halt; the covering sergeant will move, at the same instant, to the point where the left of the first platoon will rest; the guide of the left of the company will move to the point where the left of the second platoon is to rest; they must take care to leave between themselves, respectively, and the man on the right of their platoons, a sufficient space to contain the platoon; the captain and the chief of the second platoon will each align his platoon between himself and the pivot man who has faced to the right.

601. The guide of each platoon being established on the perpendicular, the chiefs of platoons will command,

3. *Left—DRESS.*

602. The alignment being effected, each chief of platoon will command, **FRONT**, and place himself two paces in front of the centre of his platoon.

603. The file-closers will conform to the movement of their respective platoons.

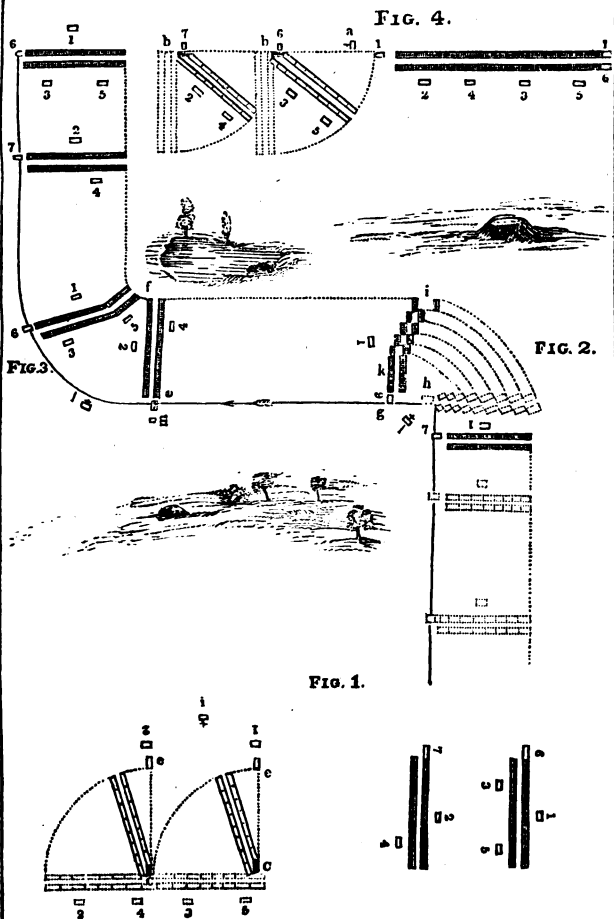
604. Platoons will break to the left on the same principles, but by inverse means.

Remarks on Breaking into Column.

605. The instructor, placed in front of the company, will carefully observe whether the movements be executed according to the principles prescribed above; whether the platoons, after breaking into column, are placed on lines perpendicular to the line previously occupied by the company, and whether the guide, who has moved to the marching flank of his platoon, has left between himself and the man on the right (or left) of the front rank sufficient space to contain the platoon.

606. The platoons having broken, if the guide of the rear one do not exactly cover the guide who precedes him, he must not endeavor to place himself on the direction till the column is put in march, unless the instructor, wishing immediately to form line, should think proper to rectify the direction of the guides, which would be effected as will be explained in the fifth article of this lesson.

607. The instructor will observe, that the man next to the pivot, who, on the second command from the instructor, has faced to the right or left, gains ground a little to the front in wheeling, so as to unmask the pivot.



ARTICLE SECOND.

To March in Column.

608. The company having broken into column of platoons right in front, the instructor, wishing it to advance, will move fifteen or twenty paces to the front, facing to the guides, and place himself correctly on their direction, after having ordered the leading guide to take points on the ground to march on.

609. The instructor thus placed, the guide of the leading platoon will take two points on the ground between himself and the instructor, on the line passing from himself between the heels of the latter, who will then command,

1. *Column—forward.* 2. *Guide left.* 3. *MARCH.*

610. At the word *MARCH*, briskly repeated by the chiefs of platoons, the whole will step forward smartly together.

611. The soldiers will touch lightly the elbow towards the guide, observing on the march the principles prescribed, No. 336 and following.

612. The man of each platoon next the guide shall always keep six inches from him, in order to avoid pushing him out of the direction, and will be also careful never to be more advanced than the guide.

613. The leading guide will observe, with the greatest precision, the length and cadence of the step, and maintain the direction of the march by the means prescribed, No. 522.

614. The following guide will march, accurately, in the trace of the leading guide, observing to keep a distance equal to the front of his own platoon from him, maintaining the same step as that of the guide who precedes him.

615. If the guide of the second platoon lose his distance, which can arise only from his own carelessness, he will regain it gradually, either by insensibly lengthening or shortening the step.

616. If the guide of the second platoon, neglecting to follow exactly the trace of the first, should have thrown himself without the line of direction he will remedy this fault by advancing, more or less, the left shoulder, so as to regain the direction, gradually, by the direct step, in order to avoid the inconvenience of the oblique step, which would occasion a loss of distance; if, on the contrary, the guide had thrown himself within the direction, he would remedy that fault by inverse means; in either supposition the chief of platoon will see that the soldiers conform to the movement of the guide.

Remarks on the March and Direction in Column.

620. The guide of each platoon will be responsible for the distance, step, and direction; the chief of platoon, for the maintenance of order and uniformity in his platoon, to which he will frequently turn.

621. The instructor, placed near the pivot flank, will superintend the execution of all the principles prescribed; and he will sometimes place himself in rear of the guides, aligning correctly on them, and halt during the march of twenty or thirty paces, to ascertain whether the leading guide deviates from the direction, and whether the following guide marches exactly in the trace of the first.

622. Whenever the line breaks into column, the chiefs of platoon will repeat the commands *MARCH*, and *HALT*, given by the instructor, at the moment they hear them, and without waiting for each other; they will not repeat any other command, but will caution the men, if the latter have not heard the commands.

ARTICLE THIRD.

To change Direction in Column at full Distance.

623. The column marching right in front, the instructor, wishing to change direction, will command, *Head of column to the left*, and immediately afterwards post a marker, or place himself, at the point where the movement is to commence; the person thus placed in the line of direction of the guide on the pivot flank, is to have his right shoulder nearest to the head of the column.

624. The leading guide will direct his march on the instructor or marker, placed at the turning point, so that his left arm shall lightly graze his breast, and when arrived nearly abreast of him, the chief of platoon will command,

1. *Left turn.* 2. MARCH.

625. The first command will be given when the guide is within two paces of the turning point.

626. At the word MARCH, to be given at the moment the guide arrives at the turning point, the guide as well as the platoon will turn to the left, conforming to what is prescribed, No. 428.

627. The guide of the first platoon, having turned, will take points on the ground in the new direction.

628. The second platoon will continue to march forward; its guide will execute what has been prescribed for the leading guide; and, when arrived at the turning point, the second platoon will turn by the same commands and on the same principles as the first.

629. In order to change direction on the reverse flank, (opposite the guide,) the instructor, after giving a caution to that effect to the chief of the first platoon, will immediately proceed to the point where the change of direction is to commence, or will detach a marker thither, placing himself on this marker as prescribed for changing direction on the pivot flank.

630. The guide of the leading platoon will direct his march as prescribed, No. 624; and, when arrived within two paces of the wheeling point, the chief of platoon will command,

1. *Right wheel.* 2. MARCH.

631. (*Pl. VI. Fig. 3.*) At the word MARCH, given at the instant the guide shall arrive at the wheeling point, the platoon will wheel to the right, conforming to what is prescribed, No. 422.

632. The wheel being effected, the chief of platoon will command,

3. *Forward.* 4. MARCH.

633. These commands will be given, and executed, as prescribed, Nos. 424, 425.

634. The second platoon will continue to march straight forward, the guide observing to direct himself on the instructor, or marker; this platoon will wheel at the same point, and by the same commands and means, as the first.

635. Changes of direction of a column left in front will be executed on the same principles, and by inverse means.

Remarks on the Changes of Direction in Column, at full Distance.

636. It is very important, for the preservation of the distance and direction, that all the platoons effect their change of direction precisely on the same ground: it is for this reason the instructor ought, previously, to place himself, or a marker, at the wheeling point; that the guides are ordered to march on the person so posted, and that the chiefs of platoons ought not to

commence the execution of the movement, till the guide shall graze the breast of the person placed at the wheeling point.

637. The chiefs of platoons ought to see that their platoons arrive square, on the ground where the change of direction is to take place; and, for this purpose, they ought to face to their platoon, when that which precedes is beginning to turn or wheel.

638. If, in the changes of direction on the reverse flank, the pivot of the wheeling platoon did not clear the wheeling point, the following platoon would be impeded, and the distance would be lost. To remedy this defect, the pivot man is directed to take steps of seven inches, in order that the succeeding platoon may not be impeded; the chiefs of platoon will look to the execution of this principle, turning to their men, and cautioning the pivot man to lengthen or shorten his step, as they may deem it necessary. From the nature of this movement, the centre of the platoon ought to curve a little towards the rear.

639. The guides ought never to change the cadence or length of the step, whether the change of direction be made on the pivot, or the reverse flank.

640. The instructor or marker at the wheeling point will always present the right shoulder towards the column, if the right be in front, or the left shoulder, if the left be in front, and will place himself on the prolongation of the guides. The instructor will see that all the principles prescribed above are observed; that each platoon does not commence the wheel till the instant the guide grazes the breast of the marker, and is ready to pass him; and that, in changes of direction on the reverse flank, the marching flank does not describe too large a circle, which would tend to throw it out of the new direction.

ARTICLE FOURTH.

To Halt the Column.

641. To halt the column, the instructor will command,

1. *Column.* 2. **HALT.**

642. At the word **HALT**, briskly repeated by the chiefs of platoons, they will all halt at the same time; and the guides will not move, even though they have not their distance or their direction, unless the instructor, wishing to form the line, think proper to rectify their direction, which will be effected as will be prescribed in the following article.

Remarks on Halting the Column.

643. If the word **HALT** were not repeated with the greatest vivacity, and instantly executed, the distances would be lost.

644. If one guide, having lost his distance, endeavored to resume it after the word **HALT**, he would communicate his own error to the following guide, who, if he had marched correctly, would then find that his distance was rendered inaccurate; and if the latter, in his turn, endeavored to resume his distance, the same movement would extend, successively, to the rear of the column.

645. When the instructor, having halted the column, does not wish to form it in line, he might dispense with rectifying the direction of the guides, which would be sufficiently exact, as well as the distances, if the leading guide and the one following have observed what is prescribed, Nos. 613, 614.

ARTICLE FIFTH.

To Form Line to the Right or Left, from Column at full Distance.

646. The instructor, having halted the column, supposed right in front, and wishing to wheel it into line, will immediately proceed to the distance of a platoon in front of the leading guide, face to him, and rectify, if requisite, the position of the following guide; which being executed, the instructor will command,

Left—DRESS.

647. At this command, which will not be repeated by the chiefs of platoons, each chief will quickly proceed about two paces outside of his guide, and will direct the alignment of his platoon perpendicularly to the direction of the column.

648. (*Pl. VI. Fig. 4.*) The chiefs, having aligned their respective platoons, will command, *Front*, and move in front of the centre of their platoons.

649. This disposition made, the instructor will command,

1. *Left into line wheel.* 2. MARCH.

650. At the word MARCH, briskly repeated by the chiefs of platoons, the man on the left of each platoon will face to the left, and bear his breast lightly against the right arm of the guide placed by his side, who will not move; the platoons will wheel to the left on the principle of wheeling on a halted pivot, conforming to what is prescribed, No. 607; each chief will turn to his platoon to conduct the wheel, and when the right of his platoon arrives within two paces of the line, he will command,

1. *Platoon.* 2. HALT.

651. The chief of the second platoon, having halted it, will retire to the rank of file-closers.

652. The captain, having halted the first platoon, will place himself on the line, at the point where the right of the company is to rest, and immediately command,

1. *Company.* 2. *Right*—DRESS.

653. At this command, the two platoons will move up to the alignment; the man of the first platoon, who is opposite the instructor, established on the direction of the guides, will lightly bear his breast against his left arm. The captain will align his company on the guide of the left.

654. The company being aligned, the captain will command, *FRONT*. The instructor, seeing the company aligned, will command,

Guides—POSTS.

655. At this command, the covering sergeant and guide of the left will retire to their posts.

656. The instructor will verify the alignment, and, if necessary, will cause the captain to rectify it.

657. To wheel to the right into line, the left being in front, would be executed on the same principles, but by inverse means; the captain, after halting the first platoon, proceeding to the left of the company, to align both platoons, and shifting to his proper flank when the instructor gives the word *Guides—posts*.

Remarks on Forming Line to the Right or Left.

658. The instructor may dispense with commanding *Right* (or *left*)—DRESS, previous to commanding *Left* (or *right*) into line wheel, unless it

may have become necessary, by rectifying the position of the guides, that the platoon should incline to the right or left.

659. The instructor, previously to commanding *Left* (or *right*) *into line wheel*, ought to see that the rear platoon has its proper distance. This attention is important, as it habituates the guides never to neglect so very essential a point.

660. As a column of sections may, on actual service, sometimes be required to wheel into line, the instructor will execute the movement, occasionally, as an elementary lesson, and on the principles prescribed above.

661. To effect this, the commands to be given by the instructor are the same as in the case of a column of platoons, and each chief of section, except the captain, after the command *Section—HALT*, retires to the rank of file-closers.

662. The captain then aligns all the sections by the commands prescribed, No. 652. At the command *Guides—POSTS*, the guide of the second section will retire by the right flank, and the guide of the third section by the left.

LESSON VI.

ARTICLE FIRST.

Diminishing and Increasing Front by Files.

663. **FILES** will be broken off from the pivot flank only. The company marching, and supposed to constitute a part of a column, right in front, and the instructor wishing to break off files, he will give a caution to that effect to the captain, who will immediately face to his company, and command,

1. *One file, from left to the rear.* 2. **MARCH.**

664. (*Pl. XI. Fig. 2.*) At the command **MARCH**, the first file on the left will mark time, and the company will continue to march forward; the man of the rear rank of that file will move, so soon as the rear rank of the company shall have passed him, to the right, and will place himself in rear of the second file from the left; the man of the front rank will, likewise, move in rear of the first file, at the instant the rear of the company shall have passed him: each man will move to his place by advancing the left shoulder, taking great care not to lose distance.

665. The instructor, wishing to break off another file, will give caution to that effect to the captain, who will give the same commands as above.

666. At the command **MARCH**, from the captain, the file already broken off, advancing the left shoulder, will gain the space of one file to the right, shortening the step, in order to make room for the new file in its front; the new file will break off in the same manner as the first, and place itself between the company and the file first broken off.

667. The instructor will thus be enabled to diminish, successively, the front of the company, by as many files as he may judge necessary.

668. The file-closers of the part of the company broken off will arrange themselves opposite the files they cover in line.

669. The instructor, to cause files in the rear to form up, successively, will order the captain to effect this by the following command,

1. *One file into line.* 2. **MARCH.**

670. At the word **MARCH**, the front file of those broken off will move up quickly to the front, and the files in the rear will, by bringing forward the right shoulder, incline the breadth of one file to the left.

671. The captain, facing his company, will see that the movement is executed according to the prescribed principles.

672. (*Pl. XI. Fig. 2.*) The instructor, having thus caused files to break

off and form up, successively, one at a time, will cause two or three files to break off together; the named files will face inwards, mark time until disengaged from the company, and then, wheeling in file to the left, cover the two exterior files of the left flank.

673. The instructor will then order the captain to cause two or three files at the same time to move to the front. To effect this, the captain will command,

1. *Two (or three) files into line.* 2. **MARCH.**

674. The named files will move up quickly over the shortest lines leading to their places, as above.

675. When files are broken off, the guide will close to the right, as the front diminishes, so as to be always close to the flank of the company, from which a file, or files, have been broken off; and he will incline to the left as files are ordered to move up.

676. On the same principles, the front of platoons and sections may be diminished; and, if the left be in front, by inverse means.

Remarks on Diminishing and Increasing Front by Files.

677. It is of the greatest importance, with respect to the preservation of distances in a column of route, composed of several battalions, to accustom the soldiers, in the elementary lessons, to execute these movements with great precision.

678. If, when new files are broken off, they do not step out well in obliquing; and if, when moving up into line, they do not move quickly, they would, in either case, stop the progress of the following files, which would occasion a loss of distance, and a lengthening of the column.

679. The instructor will place himself on the pivot flank, to assure himself of the exact observance of the prescribed principles.

680. If an actual necessity require a greater diminution of front than six files, a column of companies may break into platoons, or, if already in platoons, may break into sections, and, if already in sections, it may march by a flank; in either case, on the principles prescribed, No. 592 and following.

681. In the last case, (marching by a flank,) the reverse, or unbroken flank, will naturally lead, and the files broken off, if any, will follow in proper order, in the rear of their respective divisions, the whole having previously been ordered to march by the cadenced step.

ARTICLE SECOND.

To March in Column by the Route Step, and to execute the File Movements prescribed in the preceding Article.

682. The company being halted, and supposed to form part of a column, the instructor, wishing to put it in march by the route step, will command,

1. *Column, forward.* 2. *Guide left (or right.)* 3. *Route step.*
4. **MARCH.**

683. At the word **MARCH**, repeated by the captain, the ranks will step off together, the rear rank, in marching, taking the distance of two paces from the front rank, which being effected, the instructor will command,

5. *Ease—ARMS.*

684. At this command, the men will carry their firelocks as prescribed, No. 257; they will no longer be required to march with the cadenced step, nor to keep silence; the files march at ease, but the ranks must never

FIG. 2.

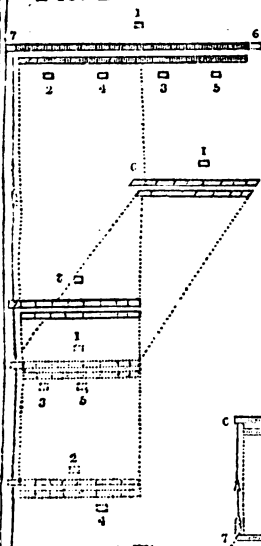


FIG. 1.


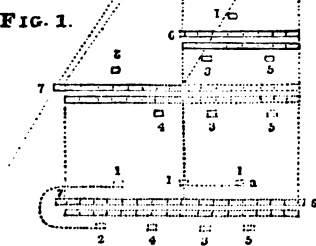



FIG. 3.

FIG. 4.



intermix, and the men of the front rank must never be farther advanced to the front than the guide who is on the pivot flank; and the rear rank must keep at the distance of about two paces from the front rank.

685. The column marching with the cadenced step, the instructor, wishing it to march with the route step, will command,

1. *Route step.* 2. **MARCH.**

686. At the word **MARCH**, the front rank will continue to march the step of twenty-eight inches; the rear rank will, in marching, take the distance of about two paces from the front rank; the instructor will then command, *Ease arms*, which will be executed as just prescribed.

687. The soldiers marching by the route step, the instructor will cause the direction to be changed on the pivot, or on the reverse flank, which will be executed without a *command*, and simply on a caution from the captain; the rear rank will change direction on the same ground as the front, conforming, though marching by the route step, to the principles prescribed for changing direction with closed ranks and cadenced step, with this difference, that, in changes of direction on the reverse flank, the pivot man will take steps of fourteen inches, in order to clear the wheeling point.

688. The instructor will also direct the men to be exercised in the various file-movements detailed in the preceding article, and according to the principles therein prescribed. He will also sometimes cause the ranks to be closed, and, to effect this, the captain will command,

1. *Rear rank, close order.* 2. **MARCH.**

689. At the word **MARCH**, the front rank will resume the cadenced step; the rear rank, and also the files broken off, will quickly close up, take the cadenced step, and the whole will shoulder arms.

690. When the company, marching by the route step, halts, the rear rank will close up, at the word *Halt*, and the men will shoulder arms; were the company marching with closed ranks and arms supported, at the command *Halt*, arms would be carried. This rule is general, whatever may be the number of companies.

691. In this school, the route step will be the same as in marching with ranks closed, in common time. In route marches, the approximation to the same rate will be as near as the roads will admit.

ARTICLE THIRD.

Diminishing and Increasing Front of Columns, by Platoons and Sections.

Diminishing.

692. (*Pl. VII. Fig. 1.*) The company marching with the cadenced step, in common time, and being supposed to form a part of a column, right in front, the instructor, to break into platoons, will give the order for the purpose to the captain, who will command,

1. *Break into platoons.*

The captain will take post in front of the centre of the first platoon.

693. The chief of the second platoon, placed in its rear, will, at this command, post himself before its centre, where, when arrived, he will give the caution, *Mark time.*

694. The captain will then command,

2. **MARCH.**

695. The first platoon will continue to march straight forward, and the

covering sergeant will place himself on its left flank, when that flank is clear of the right of the second platoon.

696. At the word **MARCH**, from the captain, the second platoon will mark time, as previously cautioned by its chief, and will likewise oblique to the right, on a second caution, as soon as the rear rank of the first platoon shall have passed its front.

697. The guide on the left of the second platoon, having nearly arrived in the direction of that of the first, the chief of the second will command, *Forward*, and, at the instant the guide of the second platoon covers the guide of the first, he will add, **MARCH**.

698. The column of platoons, marching as above, will be reduced to section front on the same principles; the instructor, who gives the commands in this case, substituting *sections* for *platoons*, and adding the word **MARCH**, when the second and first lieutenants have cautioned their sections to *Mark time*.

699. At the word **MARCH**, from the instructor, the guide of the first platoon will place himself on the left of the first section; the guide of the second platoon remains on the left of the fourth section; the third sergeant places himself on the left of the second section, and the fourth sergeant on the left of the third section.

Increasing.

700. To double the front of the column of sections, marching in common time, the instructor will command,

1. *Form platoons.*

701. At this, the captain and third lieutenant, each, cautions his section to oblique to the right, and the second and first lieutenants, respectively, caution their sections (the second and fourth) to march steadily forward. These cautions given, the instructor adds,

2. **MARCH.**

702. At this word, which will be repeated by the captain and third lieutenant, their sections oblique to the right, to unmask the other sections; the guide of the first marks time until the second section has marched up to him, when he becomes guide of the first platoon, and the third and fourth sergeants retire to their places as file-closers.

703. When the obliquing sections have nearly uncovered those marching to the front direct, each chief of the former will give the word *Mark time*, and add, **MARCH**, at the instant the unmasking is complete, in order to wait for the other section, with which it is to unite.

704. When that section shall be nearly up, the chief of the one marking time will give the word *Forward*, and, at the instant the two sections are ready to unite, the chief of the platoon will add, **MARCH**, and take post in front of his platoon. At the same time, the second and third lieutenants retire to their places in the rank of file-closers.

705. The column marching in platoons, right in front, the instructor will direct the captain to form company: the captain effects this by the following commands,

1. *Form company.* 2. **MARCH.**

706. This movement will be executed on the same principles prescribed for forming platoons from sections; the chief of the obliquing platoon (in this case the captain) giving the word *Forward*, and the captain the word **MARCH**; the covering sergeant passes from the left of the first platoon to the right of the company, and the guide of the left remains in his place.

707. Diminishing and increasing the front of a column, left in front, will be executed on the same principles, but by inverse means.

708. The instructor will also exercise the company in diminishing and increasing front, by platoons and sections, when marching by the route

step, which will be effected by the same commands and means, as when marching with the cadenced step, with this difference, that, in the division which obliques, each man will *half-face* to the right, or *half-face* to the left, instead of maintaining the squareness of the shoulders.

709. The instructor, who represents the colonel of a battalion, will himself sometimes give the general commands above, *Break into platoons, MARCH*, and *Form company, MARCH*; as these words would be given by the colonel, if all the companies of the battalion were required to execute the movements indicated thereby at once.

710. When each company has to break into platoons, or to form up into company, successively, on the same ground on which the leading company executed the movement, then the commands in question will be given by the captain of the leading company, on an intimation from a field-officer, and by the following captains without intimation.

711. On the same principles, a column of platoons will break, successively, into sections, or a column of sections will form, successively, into platoons, on an intimation given to the chief of the leading platoon; but if the movement, in either case, is to be executed by all the divisions at once, then the commands, *Break into sections, MARCH*, or *Form platoons, MARCH*, will be given by the instructor or colonel.

Remarks on Diminishing and Increasing Front, by Platoons and Sections.

712. In both increasing and diminishing, it is necessary that the division should step out well in obliquing, to avoid losing ground, and in order not to impede the march of the division which is following.

713. If, in diminishing front, the division that is to break off by obliquing, marked time too long, it might impede the following division in its march, and lengthen the column.

714. If, in increasing or diminishing, a division obliques too long, it would be under the necessity, afterwards, in order to rectify the error, of obliquing in a contrary direction, and by that means the succeeding division might be interrupted in its march.

715. If, in a column of several companies, the diminishing take place successively, it is of the last importance that each division should continue to march at the same rate, without stepping short or altering the time, while the preceding division is diminishing, though it should be obliged to close up entirely to the latter; and this attention is indispensable, to prevent a lengthening of the column.

716. Errors of small magnitude, in a column consisting of a few companies, would be attended with serious inconveniences in a column of several battalions; so that the instructor ought to be extremely vigilant in causing all the prescribed principles to be strictly observed; and, for this purpose, he will place himself on the pivot flank of the column, in order the better to observe all the movements

ARTICLE FOURTH.

Countermarch.

717. The company halted, and supposed to constitute part of a column, right in front, the instructor, to cause it to countermarch, will command,

1. *Company—countermarch.* 2. *Right—FACE.* 3. *By file left.*
4. *MARCH.*

718. (*Pl. VII. Fig. 3.*) At the second command, the company will face to the right; the captain will move to the side of the guide of the right; and the guide of the left will face to the right-about.

719. At the word **MARCH**, the guide of the left will not move; the company will step off smartly; the leading file, conducted by the captain, will wheel to the left-about, moving along the front rank, so as to arrive at the distance of two paces in rear of the guide of the left, who has not moved; each file will wheel, successively, on the same ground as the leading file, and in the same manner; and, when the leading file has arrived as far as the guide of the left, the captain will command,

1. *Company*. 2. **HALT**. 3. **FRONT**. 4. *Right—DRESS*.

720. The first command will be given when the leading file is within two paces of the point where the company is to halt;

721. At the second, the company will halt;

722. At the third word, the company will front by facing to the left;

723. At the fourth, the company will move up to the alignment marked by the position of the guide of the left; the man on the right of the front rank will place himself to the left, and by the side, of the guide; the captain will place himself at the distance of two paces outside of the guide, in order to direct the alignment; which being effected, he will command, **FRONT**, placing himself in front of the centre of the company: the covering sergeant will then place himself on the right of the front rank; and the guide of the left, who was there, will move to the left of the front rank.

724. In a column, left in front, the countermarch would be executed on the same principles, but by inverse means; accordingly, the movement would be made by the right flank of divisions, if the right were in front; by the left flank, if the left were in front, passing always by the front rank.

725. Finally, if it were a column of platoons or sections, the countermarch would be executed by the same commands, and in the same manner, as in a column of companies.

ARTICLE FIFTH.

To Form Line on the Right or Left, from Column at Full Distance.

726. The company being in open column of platoons, right in front, to form on the right, the instructor will command,

1. *On right into line*. 2. *Guides right*.

727. At the second command, the guide of each platoon will move quickly to the right flank of his platoon, and the soldiers will touch elbows towards the right; the column will continue to march forward.

728. The instructor, having given the second command, will move quickly to the point where the right of the company is to rest in line, and place himself there, facing to the left of the new line.

729. The new line ought to be such, that each platoon, after having turned to the right, may have at least four paces to march, in order to arrive on the line.

730. The head of the column having arrived nearly opposite the instructor, placed at the point of *appui*, (*support*), the chief of the first platoon will command,

Right turn;

731. And, when it shall be opposite, the instructor will add,

MARCH.

732. At the word **MARCH**, the first platoon will turn to the right, conforming to what is prescribed, No. 428, and then move forward; the guide will direct himself so, that the man of the front rank next to him shall arrive opposite the instructor; the captain will march two paces in front of

the centre of the first platoon, and, when it arrives within two paces of the line, will command,

1. Platoon. 2. HALT.

733. At the word **HALT**, the guide will move along the new line till opposite one of the three files on the left of his platoon; he will face to the instructor, who will align him on the point of direction on the left; the captain will move, at the same time, to the point where the right is to rest, and promptly command,

Right—DRESS.

734. At this command, the first platoon will align itself.

735. The second platoon will continue to march on until it arrives opposite to the left flank of the first, when, by command of its chief, it will turn to the right, and move up towards the line, the guide conducting his march on the left file of the first platoon.

736. The second platoon, being arrived within two paces of the line, will be halted by its chief, by the commands prescribed for the first.

737. At the instant of halting, the guide will spring forward, placing himself on the line, facing the guide of the first platoon; the instructor will direct him to move to the right, or left, till he is on the line; and the guide will take care to be opposite to one of the three files on the left of his platoon.

738. The chief of the second platoon, seeing his guide established on the line, will command,

Right—DRESS.

739. The chief of the second platoon, having given this order, will quickly retire to the rank of file-closers, passing round the left, and the second platoon will align itself on the first.

740. The man of each platoon who is opposite to the guide will, gently, press his breast against the arm of the guide.

741. The instructor, on seeing the company aligned, will command,

Guides—POSTS.

742. At this command, the covering sergeant will retire to his post, and the guide of the second platoon to the rank of file-closers.

743. A column of platoons, left in front, will form line on the left flank, on the same principles, but by inverse means; the captain, after halting the first platoon, proceeding to the left of the company, to align both platoons, and shifting to his proper flank, when the instructor commands, **Guides—POSTS.**

General Remarks on the School of the Company.

744. In practising the four last lessons, the instructor will frequently order the company to support arms, and will accustom the men to march thus, with the same regularity and precision as if arms were shouldered, which will at once prevent fatigue and negligence in the position of shouldered arms.

Instructions for Firing at a Target.

745. It is of the first importance, that the soldier should be instructed to aim well and fire accurately; and to ensure proficiency in this, the following rules will be rigidly enforced by commanding and inspecting officers.

746. Several targets will be provided for each regiment, when embodied, and one for each company, when detached on command for any considerable time, of the following description: five feet ten inches high, by twenty-two inches in breadth, and painted white; it will be marked by three black stripes drawn horizontally across, one at the top, the second at the middle, and a third equi-distant from the first and second; the centre

stripe having in its centre a *bull's eye*, eight inches in diameter, surrounded, at two inches distance, by a circle one inch broad.

747. The *practice* will commence at the distance of fifty yards, by which means the soldier, seldom missing his object, will acquire confidence in greater ranges. The soldier will be gradually removed from the target to the distance of eighty, and, finally, to that of one hundred and forty yards, about the point blank distance, or point of second intersection of the ball with the line of sight, by which time the soldier will have gained such a knowledge of his musket, as will enable him to fire, with considerable accuracy, at an object placed at its extreme range, by observing the rules laid down for aiming at an object brought within the point blank distance.

748. Assuming as the point blank range of a musket, about one hundred and forty yards, in proportion as the soldier approaches the target placed at this distance, he slightly depresses the muzzle below the object aimed at: for example, to strike the bull's eye, he should point slightly below it; if further removed than the point blank, he proportionally elevates.

749. Every soldier will be instructed singly, first by aiming and firing at will, and then by command; afterwards, two in a single rank, then in a file, as front and rear rank man.

750. Whenever it be convenient to increase the number of targets, to correspond with the number of files, a company may be made to practise together, firing *by file* and *by company*.

751. The men must be instructed, in aiming, to hold the butt firm against the right shoulder, to support the firelock steadily with the left hand, and to bring the breach, the sight, and object, to coincide with the visual ray.

752. To give them a facility of aiming in the requisite direction with accuracy, after coming down quickly to an aim, they shall receive the word, *Recover—ARMS*.

753. The men must be instructed to pull the trigger forcibly, at the word *FIRE*, without stirring the head or altering the direction of the firelock.

754. To ensure the observance of these essential rules, after firing, the aiming position must be continued till the word *LOAD* is given.

755. All the soldiers, including musicians, shall practise target firing.

756. The result of the target practice will be carefully registered in a company book, and signed by the officer who superintends the practice. The following form will be observed:

Report of the Target Practice of Capt. —'s Company, (B.)									
2d Infantry, on the					of				
					18 .				
No.	NAMES.	Dist. in Yards.	Hits.			Total Hits.	Total Misses.	No. of rounds.	REMARKS.
			Up- per.	Low- er.	Cent- re.				
1	Sergeant A.	130	1	...	2	3	3	6	<i>Bull's eye.</i>
2	Corporal B.	2	1	3	3	6	
3	Drummer C.	...	1	1	...	2	4	6	
4	Private D.	...	1	2	2	5	1	6	
TOTAL.			3	5	5	13	11	24	
(Signed,) P. H. G., 1st. Lieut.									

757. Commanding and inspecting officers will thus be enabled to judge accurately of the proficiency of the individuals belonging to a company.

Manual of the Sergeants.

758. Sergeants, as also all the rank and file, will always repair to the parade with bayonets fixed.

759. All sergeants, and the color-guard, shall carry their firelocks in the position about to be described.

Position of Shouldered Arms.

760. The firelock in the right hand, and against the hollow of the shoulder, the barrel perpendicular, and to the rear, the ramrod to the front, the right arm almost at its full extent, the right hand embracing the cock and guard, the butt flat along the right thigh, and the left hand hanging by the side behind the sword.

Present—ARMS.

761. **FIRST MOTION.** Carry the firelock with the right hand, perpendicularly, opposite to the left eye, the ramrod to the front, the cock as high as the lowest coat button; grasp, at the same time, the firelock with the left hand, the little finger of that hand against the hammer-spring, the thumb extended along the barrel and stock, the left fore-arm close to the body, without constraint, and remain facing steady to the front.

762. **SECOND MOTION.** Grasp the firelock with the right hand, under and against the guard.

Shoulder—ARMS.

763. **FIRST MOTION.** Slip the left hand as high as the shoulder, and carry with this hand the firelock, perpendicularly, against the right shoulder; grasp with the right hand the cock and guard, the right arm nearly extended.

764. **SECOND MOTION.** Let the left hand fall behind the sword.

Order—ARMS.

765. **FIRST MOTION.** Carry, smartly, the left hand to the centre band; detach a little, with the right hand, the firelock from the right shoulder; quit hold, at the same time, with the right hand; sink down the firelock with the left hand; seize it again with the right hand above the lower band, the right thumb on the barrel, in order to grasp it, the four fingers extended on the stock, the firelock perpendicular, the butt at three inches from the ground, the beak of the butt over the spot where it is to rest; let the left hand fall behind the sword.

766. **SECOND MOTION.** By opening a little the fingers of the right hand, let the firelock slip through them, and fall to the ground, in such a manner, that the beak of the butt may rest at the side of, and close to, the toe of the right foot.

Shoulder—ARMS.

767. **FIRST MOTION.** Raise the firelock perpendicularly, with the right hand, as high as the breast, opposite to the shoulder, two inches from the body, the right elbow close to the body; seize the firelock with the left hand under the right, nearly at the lower band; let fall the right hand, and grasp the cock and guard, pressing the firelock against the shoulder.

768. **SECOND MOTION.** Let fall the left arm behind the sword, the right arm nearly extended.

Support—ARMS.

769. **FIRST MOTION.** Carry the firelock to the front of the body, perpendicularly, opposite to, and between, the eyes, with the right hand, the ramrod to the front; seize the firelock with the left hand at the lower band; raise it as high as the chin, and, at the same time, grasp the firelock with the right hand, four inches under the lock.

770. **SECOND MOTION.** Turn round the firelock with the right hand, the barrel to the front, conducting it, at the same time, to the left shoulder; pass the left fore-arm diagonally across the body, the cock supported on the left fore-arm, the left hand resting on the right breast.

771. THIRD MOTION. Let the right hand fall to the right side.

Carry—ARMS.

772. FIRST MOTION. Grasp the firelock with the right hand under, and close to, the left fore-arm.

773. SECOND MOTION. Carry the firelock, perpendicularly, with the right hand, against the right shoulder, the ramrod to the front; seize it with the left hand as high as the right shoulder; turn the right hand, at the same time, and grasp the cock and guard, the right arm extending nearly to its full length.

774. THIRD MOTION. Let fall the left arm behind the sword.

775. When the rank and file *carry arms*, in paying compliments, sergeants, and such of the corporals as shoulder arms as just above, shall, with the inside of the left hand extended, touch the ramrod, at a point opposite to the right shoulder, returning the left hand to its side position, after the compliment is paid.

Manual of the Corporals.

776. When corporals are in the ranks, they use their arms in the same manner as the other rank and file; but should they be in the rank of file-closers, or conduct a body of men, or a relief of sentinels, or belong to the color-guard, they will carry the firelock in the right hand, as described in the *Manual of the Sergeants*.

Sword Manual of the Officers.

Mode of Carrying the Sword in the Ranks.

777. The gripe of the sword in the right hand, which ought to be placed as high as, and against, the right haunch, the blade against the shoulder.

778. When the ranks order arms, the officers will drop the blade of the sword by the right side, the point a little advanced, and about two inches from the ground.

Position of the Sword out of the Ranks.

779. The gripe in the right hand, which shall be placed in front of the right haunch; the blade in the left hand, the point a little above the hand; the thumb extended on the blade, the left elbow bent, the fore-arm a little in front, the left hand opposite to, and four inches lower than, the left shoulder.

Sword Salute, whether in or out of the Ranks, Halting or Marching.

780. FIRST MOTION. Raise the sword perpendicularly, the point uppermost, the flat of the blade opposite the right eye, the guard as high as the right breast, the elbow against the body. If the sword be in the position described for carrying the sword when out of the ranks, let fall smartly the left hand by the left side.

781. SECOND MOTION. Bring down the blade smartly, by extending the arm in such a manner, that the right hand may be placed at the side of the right thigh, and rest, in that position, until the person saluted shall have passed, or been passed, two paces.

782. THIRD MOTION. Raise the sword again smartly, holding it as described at the first motion.

783. FOURTH MOTION. Carry the sword to the right shoulder, if in the ranks, or sink the blade into the left hand, if out of the ranks.

Manual of the Colors.

784. In the ranks, whether halting or marching, the bearer of the colors will carry the bottom of the staff against the right haunch, the right hand holding the staff at about the height of the shoulders, and the elbow of the same arm resting against the staff. The *salute* will be executed as follows:

785. When within six paces of the person to be saluted, let the spear of the staff fall gently forward, to an angle of forty-five degrees, without taking the butt from the haunch, facing steadily to the front; raise up gently the staff to the shoulder, when the person saluted shall have passed, or been passed, two paces.

786. If the colors are to salute standing, they will execute the same motions at the commands, *Present—ARMS*, *Shoulder—ARMS*. At the command, *Order—ARMS* and *Shoulder—ARMS*, for the battalion, the colors will also be ordered and shouldered.

Instructions for the Drum-Major.

787. The place of the drummers in line has been determined in the first section.

788. In column of manœuvre, the drums will march on the reverse flank, abreast of the left centre company.

789. In column of route, as also in passing defiles, they must march, in the interval, at the head of their respective battalions.

790. Signals of the Drum-Major for the various Beats.

1. *The generale.* Extend the right arm, seize the staff by the middle, and raise the pommel as high as the chin.
2. *The assembly.* Extend the right arm, raise the staff nearly a foot from the ground, placing the thumb on the pommel.
3. *The long roll.* Put the staff on the right shoulder, the ferrule to the rear.
4. *The troop.* Raise the arm, turn the wrist inwards, so that the staff may be horizontally across the body as high as the chin.
5. *To the field.* Raise the staff perpendicularly, the ferrule upwards, the arm extended as high as the right shoulder.
6. *Quick time.* Project the ferrule of the staff direct and horizontally to the front, the arm extended.
7. *The retreat.* Carry the staff round, and hold it diagonally across the back.
8. *Church call.* Carry the pommel of the staff on the right shoulder.
9. *Fatigue.* Take the staff by the tassel, and extend the arm as high as the shoulder.
10. *To arms.* Carry the staff on the left shoulder, the ferrule to the rear.

791. Signals for the Evolutions of Drums.

1st. To march by the right flank, take the staff by the middle, and extend the arm to the right.

2d. To march by the left flank, make the same signal, extending the arm to the left.

3d. To diminish the front, let the ferrule fall into the left hand, held as high as the eyes.

4th. To increase front, let the pommel of the staff fall into the left hand, held as high as the eyes.

SCHOOL OF THE BATTALION.

5th. To change direction, turn half round to the drummers, and indicate to them, by a movement of the staff, to which side they are to wheel or turn.

6th. To oblique to the right, extend the right arm as high as the shoulder, holding the staff slanting, and grasping the ferrule, the left hand as high as the haunch.

7th. To oblique to the left, make the contrary signal: the pommel of the staff will always indicate to which side the obliquing is to take place.

792. *To Ground Drums.*

1. *To put up drumsticks.*

Grasp the staff under the pommel, and raise it as high as the eyes, extending the arm to the front.

2. *To unsling drums.*

Draw the pommel to the breast.

3. *To ground drums.*

The same signal as for putting up drumsticks.

1. *To take up drums.*

2. *To suspend drums.*

3. *To draw out drumsticks.*

{ Make the same signals with the staff as for putting up drumsticks, for detaching drums and for grounding drums

796. Drummers will be designated as markers, and employed accordingly, in the evolutions.

Mode of Dismissing Company.

Recover—ARMS.

Bring the firelock to the *recover*, by throwing it briskly out of the left hand, (if from shouldered arms,) the guard to the front; the cock resting against the left breast; the left hand seizing the firelock above the lock, and the right hand the small.

Ease—SPRINGS.

Keep the firelock steady at the *recover*; throw the pan open with the right thumb; let down, gently, the cock with the fore-finger and thumb of the right hand.

Right—FACE.

As in No. 109.

Lodge—ARMS.

Drop the firelock smartly to the *port*, (No. 269,) the front rank springing off to the left, the rear rank and file-closers to the right; the whole quitting the parade without noise.

In turning in a guard, the same mode will be observed, with the exception of easing springs.

SECTION IV.

SCHOOL OF THE BATTALION.

797. *THE School of the Battalion* will be divided into five parts.

798. The first will include the manner of opening ranks, and executing the different firings;

799. The second the different methods of passing from line into column.

800. The third part will include the march in column, and various other movements relating to the column;

801. The fourth the different methods of passing from column into line.

802. The fifth part will include the march in line, to the front and rear;

the march by a flank ; forming by file into line ; the passage of defiles in retiring ; the passage of lines ; the changes of front ; the column of attack ; dispositions against cavalry ; and rallying.

803. This school having for its object the instruction of battalions, separately, and thus to prepare them for executing all that can be required in line ; and the harmony of combined movements depending necessarily on the individual instruction of battalions, on the uniformity of words of command, and on the principles and means of execution, the colonels will literally conform to all herein prescribed ; they will endeavor to cause all the movements to be executed with the utmost steadiness, calmness and regularity. But in all the interior movements of the battalion, after it is well established in marching in common time, the word MARCH shall be preceded by the word *Quick*, although the latter be not found in the text or commands.

Prompt Formation of the Battalion.

804. Every colonel will exert himself to give to his battalion the habit of forming with the greatest rapidity.

805. At the first call, the colonel will repair to the place of assembly previously designated for the battalion, and each captain to that of his company. The other company officers, and the non-commissioned officers, will hasten to turn out, and assemble their men ; and the lieutenant-colonel and major will superintend and quicken the formation of the companies.

806. Each captain will post his file-closers, and instantly form his company with a front not exceeding the number of files previously indicated by the adjutant. The color company will be formed with a front three files less than that number.

807. The adjutant will, at the same time, form the color-guard on the left of the fourth company, and distribute the surplus files of the stronger companies among the weaker. He will be assisted in these duties by the sergeant-major.

808. The colonel will cause a roll of the drum to be given, to announce that the companies ought to be ready to unite, and afterwards a tap of the drum, as a signal for each company to march and form on the line or company previously designated.

809. The battalion will form line according to the principles of successive formations, which will be herein prescribed ; the color-bearers having received the colors from the colonel, or the sentinel placed over them ; but if there be day-light, and sufficient time, the colors will be escorted as follows :

Composition and March of the Color-Escort.

810. When the battalion turns out under arms, if the colors be wanted, one of the flank companies, in its tour, or, if they be both absent, a battalion company, will be put in march, to receive and escort the colors in the following order :

811. The drum-major, drummers, followed by the band ;

812. The company, formed in column of platoons, right in front, arms supported ;

813. The two color-bearers, elbow to elbow, between the two platoons.

814. The detachment will march in quick time, in this order, without the sound of instrument. Arrived at the quarters of the colonel, it will form line, fronting the principal entrance ; the drums and the band on the right of the line.

815. As soon as the detachment shall be in line, the two color-bearers, preceded by the first lieutenant, and followed by a sergeant, will enter the quarters to receive the colors.

816. When the color-bearers come out, followed by the lieutenant and sergeant, they will halt in front of the entrance.

817. At the instant the colors are brought out, the captain will order arms to be presented, and the drums will beat *the troop*.

818. After some fifteen or twenty seconds, the captain will cause the beat to cease, arms to be shouldered, and then break the company into column of platoons: the color-bearers, first lieutenant and the sergeant will resume the places before occupied by them in the column.

819. The captain will put the detachment in march, to the sound of music, in the same order as above.

Honors Paid to the Colors.

820. When the head of the detachment shall have arrived near to one of the flanks of the battalion, the color-bearers will file out of the column; the colonel will cause the battalion to carry arms; the music will cease playing; the color-bearers will march in quick time down the front of the battalion, elbow to elbow, at the distance of ten paces from the line, till nearly opposite to the centre; the color-bearers will then wheel to the left or right, and halt, facing the centre.

821. The colonel, placed six paces in front of the color-sergeant, who is in the centre of the line, will, as soon as the color-bearers halt, cause the battalion to present arms, and then himself salute with the sword. This executed, the color-bearers immediately pass to the right and left of the colonel, to take their places in line, and the colonel will cause the battalion to shoulder arms.

822. As soon as the color-bearers file out of the column, the drum-major, drums and band, without playing, as also the company, march by the rear, in quick time, to take their respective places in line.

823. The colors will be escorted back to the colonel's quarters, in the order prescribed above.

PART I.

Manner of Opening Ranks and Executing the Different Firings.

ARTICLE FIRST.

To Open Ranks.

824. To effect this, the colonel will command,

1. *Rear rank, open order.* 2. **MARCH.**

825. At the first command, all the covering sergeants, as also the second sergeant in the rear rank, on the left of the battalion, will step to the rear, in order to mark off the new alignment for the rear rank, and will align themselves by the right, parallel to the rank of file-closers.

826. The lieutenant-colonel will move to the right of the rank of covering sergeants, and see that it is correctly aligned, one pace from, and parallel to, the rank of file-closers.

827. At the word **MARCH**, the rear rank, as also the rank of file-closers, will step back, in common time, without reckoning the number of steps; the men will pass a little beyond their rank, halt, and place themselves accurately on the alignment of the covering sergeants, who will take care to align them correctly in their intervals.

828. The file-closers will place themselves two paces in rear of the rear rank, and align themselves by their right. The lieutenant-colonel, placed on the right of this rank, will align it on the file-closer of the left, who will take care to place himself exactly two paces in rear of the rear rank, and to raise his firelock perpendicularly between his eyes.

829. The colonel, seeing the ranks aligned, will command,

3. FRONT.

ARTICLE SECOND.

Manual Exercise, and Loading in Quick Time.

830. Before the ranks are closed, the colonel will exercise the battalion in the manual, and loading in quick time.

831. The colonel will superintend the exercises of the front rank, and the lieutenant-colonel those of the rear rank. The captains and covering sergeants, in their respective ranks, will always half-face to the right with the men, in the first motion of loading, and front when the man next to them, respectively, in their company casts about.

ARTICLE THIRD.

Loading in Quickest Time, and the Firings.

832. The colonel will cause the ranks to be closed by the commands prescribed for the instructor, No. 469; and will then cause the battalion to load in quickest time.

833. The colonel will cause the battalion to fire by company, by wing, by battalion, and by file, by the commands herein prescribed.

834. The firing by company and by file, will always be direct to the front; and the firings by wing or by battalion, may be direct or oblique.

835. When the firing is to be oblique, the colonel must, each time, give the caution *Right oblique*, or *Left oblique*, after the word READY, and previously to the word AIM.

836. Firing by company will be executed by the first and second companies of each grand division, alternately, as if each grand division were isolated; the first company will fire first; the captain of the second will not give the first command, until he sees one or two firelocks shouldered in the first, after loading; the captain of the first company, in his turn, will observe the same rule in regard to the second; the firing continuing thus, alternately.

837. The colonel will regulate the firing by wing, in the same manner.

838. The firing by file will commence in all the companies at the same time, and conformably to what is prescribed, No. 495.

839. The color-guard will not fire, but remain shouldered, as in No. 760, during the firings.

840. The colonel will cause the firing to cease by a ruffle followed by a tap of the drumstick; at the signal of the tap, the captains, covering sergeants, color-rank and color-guard will quickly resume their places in line.

841. At the instant when the ruffle commences, the soldiers will execute what is prescribed, No. 496, and all the officers and sergeants of the battalion will promptly repeat the words *Cease firing*.

842. When the battalion rests, no person will leave his post without special permission: should a captain or the lieutenant on the left obtain such permission, he will be replaced during his absence; the former by his covering sergeant, and the latter by the sergeant on the left.

843. The colonel will give the commands for firing from the rear of the battalion, placing himself where he can best be heard.

844. The lieutenant-colonel will take post, during the firings, in rear of the centre of the right wing, and the major in rear of the centre of the left wing, both about ten paces from the rank of file-closers; when the battalion rests, they will report to the colonel such faults as they may have observed.

To Fire by Company.

845. To effect this, the colonel will command,

1. *Fire by company.* 2. *Commence—FIRING.*

846. At the first command, the captains and their covering sergeants will retire, as prescribed, Nos. 487, 488, and the lieutenant and sergeant on the left of the battalion, will retire to the rank of file-closers of the left company, the lieutenant covering the centre of the fourth section; the sergeant, the second file from the left of the same section. This rule will be general in all the firings.

847. The color-rank and the color-guard will retire in such manner, that their front rank may be in the rear rank of the battalion.

848. At the second command, the odd companies will commence firing; the captains will give the commands prescribed, No. 489, taking care to add to the word *company*, the designation of *first, third, fifth, or seventh*, according to the number of each.

849. The captains of the even companies will give, in their turn, the same commands, adding, likewise, the denomination of each company; and so on, alternately.

850. In order that the odd companies, which commence the firing, may not fire all at once, the captains will observe, (but for the first fire only,) to give the word *FIRE* one after another; thus the captain of the third company will not give the words *AIM* and *FIRE*, till he has heard the fire of the first company; and the captain of the fifth will observe the same rule with respect to the third, as, also, the captain of the seventh, with respect to the fifth company.

To Fire by Wing.

851. To effect this, the colonel will command,

1. *Fire by wing.* 2. *Right wing.* 3. *READY.* 4. *AIM.* 5. *FIRE.*
6. *LOAD.*

852. The colonel will cause the wings to fire alternately, conforming to what is prescribed, No. 837, in relation to the intervals between the firings.

To Fire by Battalion.

853. The colonel will command,

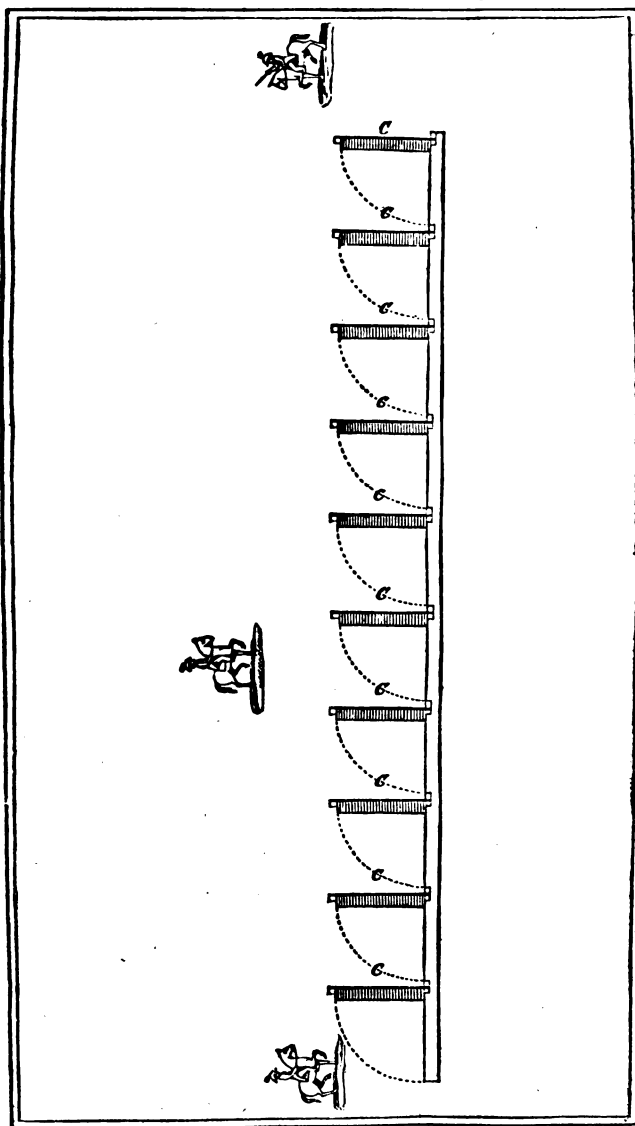
1. *Fire by battalion.* 2. *Battalion.* 3. *READY.* 4. *AIM.* 5. *FIRE.*
6. *LOAD.*

To Fire by File.

854. To effect this, the colonel will command,

1. *Fire by file.* 2. *Battalion.* 3. *READY.* 4. *Commence—FIRING.*

855. In firing by wing, by battalion, and by file, the captains, at the first command from the colonel, will retire one pace in rear of the rear rank, each opposite his interval; and the covering sergeants will move, as in firing by company, into the rank of file-closers, each covering his captain.



856. The color-rank and guard will, at the same command, place themselves as prescribed, in firing by company.

To Fire to the Rear.

857. To effect this, the colonel will command,

1. *Fire to the rear.* 2. *Battalion.* 3. *About—FACE.*

858. At the word *About*, the captains, covering sergeants, and file-closers, will execute what is prescribed, Nos. 502, 503.

859. The battalion, thus faced to the rear, will execute the firings, as above.

860. The wings and companies, though the right has become the left, and *vice versa*, shall still retain their proper appellations of *right* or *left wing*, and *first, second, &c. company*.

861. Firing by file will commence from the left (now become the right) of companies.

862. The captains, covering sergeants, the color-rank and guard, occupy the places prescribed for them when firing to the proper front; and move to them, respectively, at the first command.

863. To front the battalion, the colonel will order,

1. *Battalion.* 2. *About—FACE.*

864. At the second command, the captains, covering sergeants, and file-closers, will execute what is prescribed, Nos. 507, 508.

Remarks on the Firings.

865. When the battalion fires with cartridges, the colonel will sometimes order the captains to inspect the arms, after firing, as prescribed, No. 515.

866. In firing by wing, the colonel will not cause the left wing to fire, till he sees many firelocks loaded in the right, and so on.

PART II.

Different Methods of passing from Line into Column.

867. THE front of the battalion column will habitually be that of a company; but for passing defiles and for route marches, the front will, more frequently, be that of platoons or sections.

868. At the caution for forming column of companies from line, the first lieutenant of the left company will retire to the rank of file-closers, and place himself opposite to the centre of the fourth section of his company.

ARTICLE FIRST.

To Break to the Right or Left.

869. The colonel will cause the battalion to break into column of companies, by the commands prescribed for the instructor, No. 597, substituting the word *companies* for *platoons*.

870. (*Plate VIII.*) What has been prescribed in the *School of the Company*, for breaking into platoons, will be executed for breaking into companies; the captains will observe, in respect to their companies, what is prescribed for chiefs of platoons; and the colonel, what is prescribed for the instructor.

871. The captains having ordered *FRONT*, no guide will move, even

though he should not be in the line of direction of the guides in front of him; in order that an error of a company, that has wheeled too much or too little, may not be communicated to others; and the guides who are out of the direction will not resume it, till the column is put in march.

872. If, however, the colonel wished immediately to form line, he would, previously, rectify the positions of the guides, by the means prescribed, No. 1028, and following.

873. When the battalion breaks by company, if to the right, the *guide of the right* of the company will place himself by the side of the man on the right of the front rank, at the instant the captain shall command, **HALT**: if to the left, the *guide of the left* will place himself by the side of the man on the left of the front rank of his company, at the instant the captain shall command, **HALT**: thus, whether the right or left be in front, the front rank of each company will be included between its two guides.

875. The battalion having broken into column, the lieutenant-colonel and major are to take post on the pivot flank of the column, the former opposite the leading, and the latter opposite the rear division. The colonel of a battalion receiving instruction has no fixed post, but in columns of several battalions, the colonel will, habitually, take post on the pivot flank of the column, eight or ten paces from the guides, and opposite the centre of the battalion. The adjutant and sergeant-major shall be near the lieutenant-colonel and major, respectively. (See No. 42.)

876. (*Pl. IX. Fig. 1.*) When the battalion is to prolong its direction towards the right or left, or is to march perpendicularly, or diagonally, to the front or rear of one of its flanks, the colonel will cause it to break to the right or left as just prescribed; but, when the battalion is to break to the right, in order to march to the left, or the reverse, the company on the flank will march forward twice the extent of its front, while the other companies are wheeling into column; and for this purpose, the colonel will command, *Break to the right to march to the left*; or *Break to the left to march to the right*, before commanding, *Companies—right* (or *left*) *wheel*.

ARTICLE SECOND.

To File to the Rear into Open Columns.

877. To effect this, right in front, the colonel commands,

1. *By right of companies, rear, into column.* 2. *Battalion, right—FACE.* 3. **MARCH.**

878. (*Pl. IX. Fig. 2.*) At the first word, the captains will place themselves in front of the centre of their respective companies, and caution them to face to the right;

879. At the second, the battalion will face; each captain will move quickly to the right of his company, causing the two files on the right to disengage to the rear, the front file to its right the breadth of two ranks; the second file advancing only the left shoulder; which being effected, each captain will move opposite the left file of the company, immediately on his right, placing himself so as to press lightly his breast against the left arm of the front rank man of that file; the captain of the company on the right of the battalion will place himself in the same manner as if there were a company on his right, aligning himself on the other captains; each covering sergeant will move at the same time to the rear of his company, and place himself in front of the front rank man of the first file, to conduct it.

880. At the word **MARCH**, the first file of each company will wheel to the right, the covering sergeant conducting it, perpendicularly to the rear; the following files will wheel, successively, on the same ground;

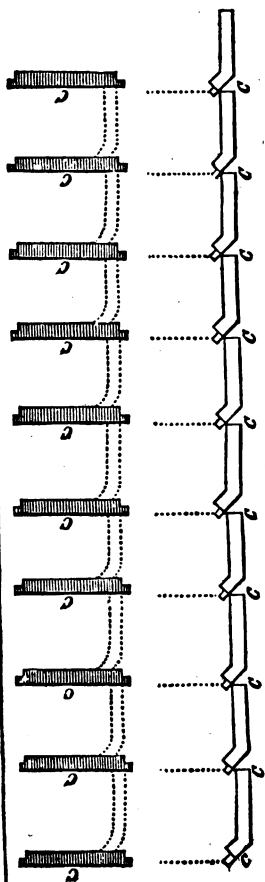


Fig. 2

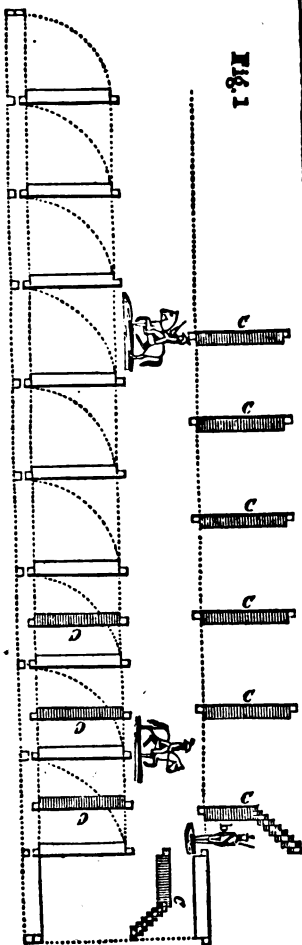


Fig. 1

the captains will not move, observing their companies file before them, and, at the instant the last file shall have wheeled, will command,

1. *Company.* 2. *HALT.* 3. *FRONT.* 4. *Left—DRESS.*

881. At the instant the company fronts, the guide of the left will place himself opposite the captain, against whose breast he will press his left arm, lightly.

882. At the fourth word, the company will align itself on the guide of the left; the captain will direct the alignment so that the position of the company may be perpendicular to that it occupied in line; for this purpose, he will move about two paces without the flank, the better to ascertain the direction.

883. The company being aligned, the captain will command, *FRONT*, and place himself in front of its centre. This will be a general rule.

884. To file into column, left in front, the colonel will give the same commands as above, substituting *left* for *right*.

885. The movement is executed on the same principles, but by inverse means; the captain shifting to his left, and the guide of the left placing himself in position to lead, when the two files break to the rear.

Remarks on Filing to the Rear into Open Column.

886. This manœuvre will be employed, when want of room prevents wheeling forward, as prescribed in the preceding article; and as often as the pivot flank of the column is to march on the prolongation of the line from which it was formed.

ARTICLE THIRD.

To form Close Column (or Mass) from Line.

(Omitted, because these formations cannot be well executed without the lock-step, and because the column at half distance is supposed sufficient in an abstract of this kind. See *Art. Sixth, Part III.*)

PART III.

March in Column, and various other Movements relating to the Column.

ARTICLE FIRST.

March in Column at Full Distance.

932. WHEN the colonel intends to put the column in march, he will point out to the leading guide two distinct objects, in front in the line of direction; the guide will immediately face towards these objects, taking, as a point of sight, the more remote, and, as an intermediate point, the nearer object.

933. If only one distinct object offer in the line of direction, the guide will face towards it, as before, choosing, immediately, an intermediate point on the ground.

934. Finally, if no distinct object offer, the colonel will detach the lieutenant-colonel thirty or forty paces in front of, and facing towards, the column, and establish him, by a signal with his sword, on the line of direction. The lieutenant-colonel being thus established, the leading guide will face

towards him, immediately choosing two points on the ground, in the line passing between his heels ; afterwards assuming, successively, new points on the ground, as the column advances, as explained, No. 522. (See, also, No. 42.)

935. These dispositions made, the colonel will command,

1. *Column—forward.* 2. *Guides—left (or right.)* 3. *MARCH.*

936. By marching always on the prolongation of the two points established, the leading guide is enabled to move correctly, on the line of direction ; if these points be objects elevated above the level of the ground, he is certain of being in the true direction, when the nearest point masks the most distant.

937. The following guides will maintain the exact step and distance, marching, each, in the path of the guide immediately preceding him, without attending to the general direction.

938. The lieutenant-colonel will be near the leading guide, to see that he does not deviate from the direction, and that the guide of the second division marches exactly in the trace of the first.

939. The major will post himself near the guide of the rear division, and should any of the intermediate guides deviate, sensibly, from the line of direction, he will rectify that error, and prevent its being communicated ; but such correction will only take place when it may be necessary to prevent considerable deviations.

940. The colonel will habitually be on the pivot flank, and see that the step, the distance, and all the principles of marching in column, as prescribed in the *School of the Company*, are observed.

941. These means, which the practice of the *School of the Company* must have rendered familiar, will enable a column to march in a given direction, with sufficient accuracy to form line *to the front*, or *faced to the rear* ; or *on the right or left* ; or to form close, from open column.

942. But when a column, arriving in front or rear of a line, is to prolong that line, in order to wheel up to the *left*, or *right*, into it, it is essential that such column should neither intersect, or deviate sensibly from the new line. To ensure this, the following means will be employed :

943. (*Pl. X. Fig. 1.*) If the column, right in front, arrive in *front* of the line, the guide of the leading division will direct his march on the intermediate point, previously established on that line, in order to indicate the point where the column is to turn to the left, and prolong the new direction ; the chief of the leading division will not cause it to turn, till it has passed four paces beyond the line ; and, at the instant it has turned, the *general guide* of the right will place himself on the line opposite this division, face to the two points of direction in front, which the colonel and lieutenant-colonel will point out to him, and march, correctly, on the prolongation of those points.

944. *The bearer of the regimental* color* will place himself in the same manner, at the instant the color-division has turned ; and will march on the line opposite his division, observing to carry the colors perpendicularly before the middle of his body, and to march exactly in the direction of the *general guide*, who precedes him, and of the point of sight in front ; which will be indicated to him.

945. Finally, the *general guide* of the left will place himself also on the line, at the instant the rear division shall have turned, and march, accurately, in the direction of the regimental colors, and *general guide* of the right, who precede him.

946. The guide of the leading division will always march opposite the *general guide* of the right, and about four paces inside of him ; the guides

* If there be but one color with the battalion, this might be the *state* color. (See note to Nos. 53, 54.)

FIG. 1.

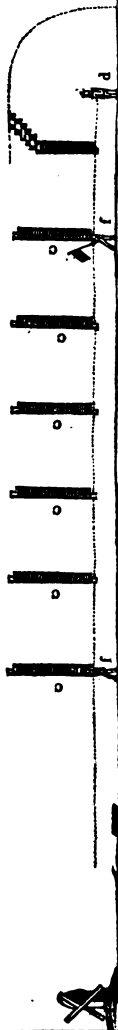
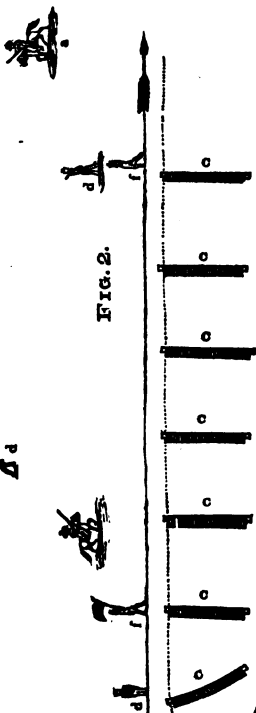


FIG. 2.



of the following divisions will each march in the trace of the guide who immediately precedes, as prescribed, No. 937.

947. The colonel, placed on the flank, outside of the *general guides*, will see that the column marches nearly parallel to, and about four paces inside of, the line of the *general guides*.

948. The lieutenant-colonel and major will see that the *general guides* march, correctly, in the direction of the two points in front; and, for this purpose, they will sometimes place themselves in rear of the regimental colors, or of the *general guide* of the left.

951. (*Pl. X. Fig. 2.*) If the column, right in front, arrive in *rear* of the line, the colonel will conduct the guide of the left (the pivot flank) of the leading division, not on the intermediate point situated on that line, but more to the left by, at least, the whole front of the division, ordering it to wheel to the right, in such manner that, when the wheel is finished, the guide may be four paces within the intermediate point.

952. At the instant the leading division, having wheeled to the right, shall commence marching parallel to the line, the *general guide* of the right will place himself on the line, directing himself on the two points in front; the color-bearer will also place himself on the line, when his division has wheeled; and, lastly, the *general guide* of the left, after the rear division has wheeled.

954. These movements will be executed in a column, left in front, and arriving in front or in rear of the line, on the same principles, by inverse means.

955. If, lastly, the column, instead of arriving in *front* or in *rear* of the line, should arrive *on the right* or *left* of it, and has to prolong that line, in order to wheel up afterwards, to the *left* or *right*, into line, the colonel would order the *general guides* to the flank of the column, by the command, *General guides on the line*; when these guides would prolong the line, as prescribed above.

956. If, instead of causing the column to march with the cadenced step, the colonel wish it to march with the route step, the word MARCH would be preceded by *Route step*.

957. All that is prescribed above, for maintaining the direction, is equally applicable to a column, marching with the route step.

Remarks on the March in Open Column.

959. The march in quick time will be practised, when the soldiers are well confirmed in the cadence of the ordinary step.

960. Two non-commissioned officers, thoroughly instructed, are to be selected as *general guides*; they will be particularly qualified in the accuracy of the step, and in prolonging, without deviation, a given direction: these two non-commissioned officers will be placed in the rank of file-closers on the right and left of their battalion, and be deemed in the number of the file-closers of the right and left companies; they will be distinguished by the appellation of *general guide of the right*, and *general guide of the left*.

961. When the color-bearer acts as a general guide, he will carry his colors perpendicularly between the eyes, the heel of the staff as high as the waist; he will be replaced in his rank by his covering corporal.

962. When a column prolongs a line, it is very important that the *general guides* should march correctly on that line; it is, therefore, necessary that the colonel, lieutenant-colonel, and major, whose duty it is to maintain the guides on the direction, should be able, always, to see the objects on which the march of the *general guide* is conducted.

965. For the direction of a column of one or two battalions, it will be sufficient to employ men on foot, to establish the line which the *general guides* are to follow, when objects on the ground do not offer themselves.

ARTICLE SECOND.

Column of Route.

966. To take the route step from the cadenced step, or the reverse, the colonel will give the commands prescribed, No. 685, and following.

967. It is a fixed principle, that the depth of an open column, whether of manœuvre or of route, shall be less than the front of its line, by the front of a division.

968. The observance of this principle requires no particular rule in a column of manœuvre; but, as columns of route frequently meet with narrow roads, bridges, and defiles, which oblige them to diminish the front of divisions, it is necessary to point out the method to be pursued in such cases, to enable the column to march *at ease* as long as possible, without the inconvenience of lengthening out.

969. (*Pl. XI. Fig. 1 and 8.*) A column of route, as in interior or route marches, will assume, from the commencement of each particular march, that front, which the nature of the road or defile will permit it to carry for the greater part of the distance to be gained, from halt to halt.

970. If an unforeseen want of space, only, or an occasional obstruction, render a diminution of front necessary, it will be made by the commands and means prescribed in the *School of the Company*.

971. Diminutions of front will be executed by divisions, successively, on an intimation from the colonel or lieutenant-colonel, given to the chief of the leading division; each breaking on the ground where the leading one broke; or the colonel may cause all the companies or platoons to break at once, by the commands,

1. *Break into platoons (or sections.)* 2. MARCH.

972. (*Pl. XI. Fig. 3 and 4.*) These commands will also be executed, as has been prescribed, No. 692, and following.

973. (*Pl. XI. Fig. 5.*) The column of divisions may be caused to march by a flank, either successively, by divisions, or at once, by the whole column; in either case, by the means prescribed, No. 592, and following.

974. If the column have the left in front, the captains and guides would place themselves as prescribed for marching by the left flank, No. 1396, and following.

975. The leading division will follow the windings of the road, or defile; the other divisions, without occupying the attention with the direction, will, each, successively follow the preceding. The soldiers will not endeavor to avoid bad roads, but each, as much as possible, march in his particular line of direction.

976. When the column marches by the route step, changes of direction take place always without command; the chiefs of divisions need only caution them, when the change of direction is considerable; the rear rank, and the files in the rear, will change direction, successively, on the same ground.

977. The front, in which the column commenced the particular march, having been that of company, when the two leading platoons have passed the obstruction, the captain will form his company, if so ordered, and the captains of the companies, following in platoons, will execute the same movement, successively, on the same ground.

978. If the front of the column had been that of platoon, the chief of the leading platoon would, in like manner, form platoon, as soon as the two leading sections have passed the obstruction. The following chiefs of platoons would, without command, follow the example, as above.

979. Finally, the chief of the leading division will order up to the front, files broken off, as the road or defile widens, on an intimation from

the

pat-
ate
ari-sly
ce,
ble
thered
fol-
sh-
no
isch
entto
he
nk
e;
or-
un
ed.
ithto
s-
to
m
(e,
le
eg
5-
e aas
el
ge
o
l-

e

co

of
freco
ro
di
ca
themu
th
thre
anon
of
on
br

ha

by
urpl
anth
ea
to
lirtal
tic
an
grha
th
ca
mle
le
to

fil

officer, which would be followed by the other chiefs on arriving on the same ground.

981. The colonel, or lieutenant-colonel, remains at the head of the battalion, to regulate the rate of march of the leading division, and to indicate to the chief of that division the instant at which he is to execute the various movements prescribed above.

General Remarks on the Column of Route.

997. When the breadth of the narrowest part of the defile is previously known, it is preferable to diminish all the divisions of the battalion at once, whether by platoons, sections or files; but to increase front, it is preferable that each division should execute the movement as it comes out from the defile.

998. Divisions must step out well, in obliquing, when front is diminished or increased; and files, in breaking off, or in forming up again, must follow this rule. In order to avoid an elongation of the column, in diminishing or increasing front, successively, it is of the utmost importance, that no division should march slower, or step shorter, while the preceding one is executing the movement.

999. If the battalion has to march by a flank to pass a defile, the march will be by the cadenced step, when great care will be required to prevent the files from opening.

1000. (*Pl. XI. Fig. 6.*) If a column meet with a pass so narrow, as to require defiling with a single man in front, the commander will order the front rank man of each file to pass first, followed closely by his rear rank man; the files to follow each other in proper order, as quickly as possible; the divisions to form up as they pass, the leading division marching forward, till a sufficient space be left, between it and the defile, to contain the battalion in close column, when the leading division will be halted. The officers and sergeants will pass between the files, corresponding with their respective places.

ARTICLE THIRD.

To Change Direction in Column at Full Distance.

1001. (*Pl. XII. Fig. 1 and 2.*) The colonel, wishing the column to change direction, will caution, to that effect, the chief of the leading division, and repair in his own person to the spot where the movement is to commence; he will place himself there, whether the change of direction be on the pivot or reverse flank, (as represented, *Pl. XII. Fig. 1 and 2,*) and remain in that position till the rear division of his battalion arrives.

1002. The guide of each division will direct himself so as to pass before, and close to the head of the horse of the colonel; and, when there, the chief of the division will cause his division to change direction, according to the principles, and by the commands, prescribed No. 623, and following.

1003. When the column changes direction on the reverse flank, the colonel will observe that the guide moves accurately on the arc of a circle.

1004. When there is no distinct object in the new direction, to serve as a point of view to the guide of the leading division, the lieutenant-colonel will move, beforehand, thirty or forty paces to the front, and the leading guide, as soon as he has turned, will take points on the ground, in the line passing from himself between the heels of the lieutenant-colonel, who will face towards him; this leading guide will assume new points as he advances. (See No. 42.)

1005. The major will see that the guides conduct their march on the colonel, placed at the wheeling point, so as to graze the head of his horse.

Remarks on the Changes of Direction in Column at Full Distance.

1007. It has been shown, in the *School of the Company*, how important it is, that each division should execute, successively, its change of direction, precisely on the same ground where the leading one effected it, and arrive there at right angles to the line passing through the flank of the column; that the wheeling point should be cleared in such manner, that the wheeling division may, at no time, obstruct the movement of the succeeding one, and that the guide of each division should neither step out, nor step short, in turning: the deeper the column is, the more strictly ought these principles to be observed.

1008. In instructing his battalion separately, the colonel need not post himself at the wheeling point, where it will be sufficient to station a marker.

ARTICLE FOURTH.

Change of Direction in Column of Full Distance, by the Prompt Manœuvre.

(Omitted.)

ARTICLE FIFTH.

To Halt the Column.

1026. The column being in march, the colonel, wishing to *halt* it, will command,

1. *Column.* 2. **HALT.**

1027. At the word **HALT**, repeated promptly by the captains, the column will halt; no guide will move, although he be not at his proper distance, nor on the line of the guides preceding him.

1028. The column being halted, if the colonel wish to form line, he will place himself a little in front of the leading guide, and face towards him; the latter and the following guide will fix their eyes on the colonel, in order to conform readily to the direction he may indicate to them.

1029. Should the colonel judge it necessary to place the guides on a general line of direction, he will place the two first on the line, and immediately command,


Guides on the line.

1030. At this command, all the other guides will promptly cover the two first, precisely at wheeling distance from each other; the colonel will verify their positions, and then command,

Left (or right)—DRESS.

1031. At this command, each company will align itself on its guide, by closing to the left; the captains will place themselves two paces without their guides, promptly align their respective companies parallel to that immediately preceding, and then command, **FRONT**, stepping quickly to their places in column.

1032. Should the colonel deem it unnecessary to establish the guides on a general line, he need only rectify the position of those too much within or without the line of direction, by commanding, *Guide of such company, (or of such companies,) to your right, (or to your left;)* at this, the guides named will place themselves on the line of direction, all the other guides standing fast.



1033. If, finally, the general guides were marching on the flank of the column, the colonel, having halted it, would place himself in rear of the color-bearer, to ascertain whether he and the leading general guide are accurately on the prolongation of the two points in front on which they marched; if not on this line, the colonel will place them on it; the major, in like manner, will ascertain, and rectify, if necessary, the position of the general guide of the rear, which being accomplished, the colonel will command,

Guides on the line.

1034. At this, each guide on the pivot flank shall step quickly on the line of the general guides, facing towards the head of the column; the lieutenant-colonel, in front of the leading general guide, towards whom he faces; and the major, placed in rear of the general guide of the rear, shall promptly align the guides of divisions. If the general guides occupy the places where the left of the divisions, opposite to them respectively, are to rest, when dressed to that flank, (which is supposed in Nos. 943, and following,) the particular guides of these three divisions would not place themselves on the alignment, but would, on the next command, (below,) fall back, momentarily, to the rank of file-closers.

1035. The colonel, having verified the position of the guides, will command,

Left (or right)—DRESS.

1036. At this command, all the companies will incline to their respective guides, and will be promptly aligned by their chiefs, who, for this purpose, will place themselves two paces outside of their respective guides.

Remark.

(Omitted.)

ARTICLE SIXTH.

To Close to Half Distance from Open Column.

1038. The battalion in column of companies, at full distance, would be closed to half distance, by the following commands from the colonel:

1. *Column, close to half distance.* 2. *MARCH.*

1039. At the word *MARCH*, repeated by all the captains, except the leading one, the leading company, if halted, stands fast; its captain giving the word, *Left (or right)—DRESS.* But, if the column be marching, the captain of the leading company, on a caution from the colonel, will order,

1. *Company.* 2. *HALT.* 3. *Left (or right)—DRESS.*

1040. At the word *MARCH*, from the colonel, all the companies, except the leading company, will step off together, each being halted as above, by its captain, when at half distance from the preceding company.

1041. At the instant each company halts, the guide of the left, (if the right be in front,) or the guide of the right, (if the left be in front,) will quickly place himself on the line of the preceding guides; the captain will move two paces outside of his guide, and command, *Left (or right)—DRESS.*

1042. The company being aligned, the captain will order, *FRONT*, moving two paces in front of the centre of his company.

1044. The colonel, on the pivot flank of the column, superintends the execution of the movement, observing that the captains halt their companies at half distance.

1045. The lieutenant-colonel will post himself some paces in front of the leading company, facing to its guide on the pivot flank; and carefully

rectify the position of each guide, as each places himself on the line of direction.

1046. The major, near the flank of the rear company, will follow the movement.

ARTICLE SEVENTH.

To March in Column at Half Distance.

1049. A column at half distance is put in march from a halt by the same commands as if it were at full distance.

1050. The means of preserving the line of direction of a column at half distance are the same as for a column at full distance, with the exception of general guides.

1051. When the colonel wishes to halt the column at half distance, he will give the commands for halting a column at full distance; and if, afterwards, he deem it necessary to establish the guides on a general line, he will employ the command and means prescribed, No. 1029.

1052. In columns at half distance, the captains will repeat the words **MARCH, HALT**, as in a column at full distance.

ARTICLE EIGHTH.

To Change Direction in Column at Half Distance.

1053. (Pl. XIII. Fig. 1.) A column in march, at half distance, changes direction either on the pivot or reverse flank, on the same principles, and by the same commands, as a column at full distance, except that, in changing direction on the reverse flank, the pivot man of each company will take steps of fourteen, in lieu of seven inches; for, without this, the wheeling point would not be cleared in time.

ARTICLE NINTH.

To Change Direction in Close Column.

(Omitted.)

ARTICLE TENTH.

Countermarch.

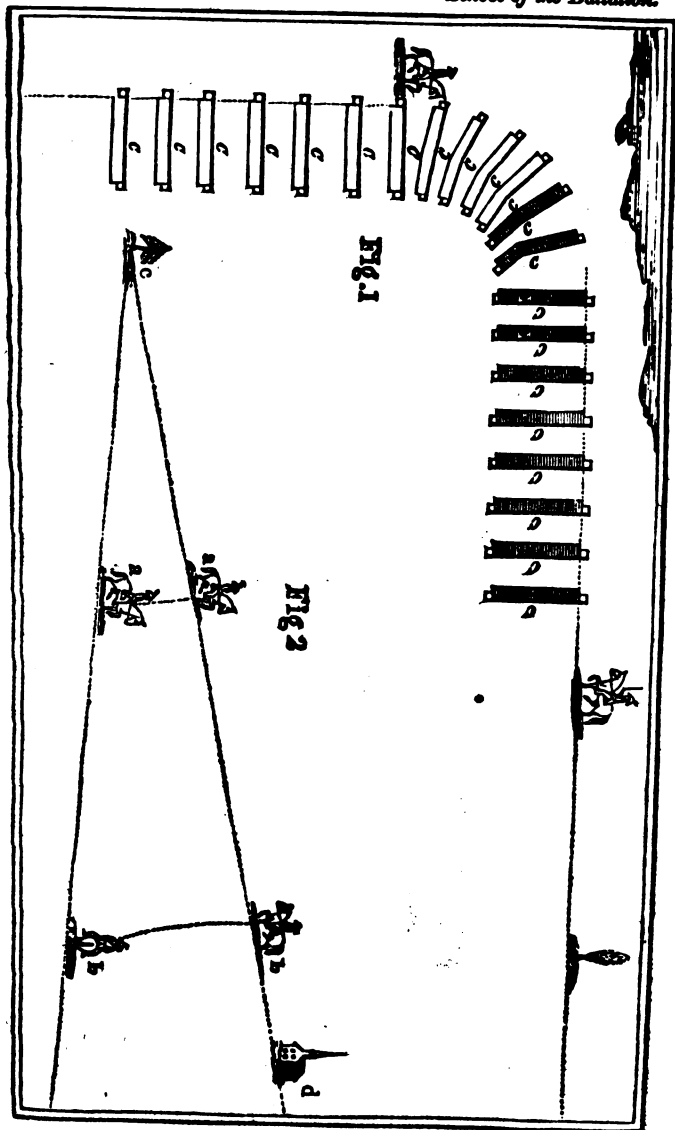
1081. If the column be at full or half distance, the countermarch will be executed by the commands and means prescribed, No. 717, and following, the colonel substituting *battalion* for *company*; and each captain will put, before the caution *company*, which precedes **HALT**, the appellation of *First, Second, &c.* according to the number of his company.

1093. The colonel, on the pivot flank, superintends the general execution of the movement. The countermarch being executed, the lieutenant-colonel will post himself near the rear division, now become the front, and the major, near the front division, now become the rear.

ARTICLE ELEVENTH.

To Form Close Column of Grand Division, from a Halting Close Column of Companies.

(Omitted.)



PART IV.

Different Methods of Passing from Column into Line.

ARTICLE FIRST.

Manner of Determining the Line.

1119. THE line may be marked off in three different manners.

1120. 1st. By placing two markers in the direction to be given to the line.

1121. 2d. By fixing on a point where a flank is to rest, and choosing, afterwards, a second point in the direction of the opposite flank; by means of which two points, the line is determined.

1122. 3d. In choosing, at first, the points of direction of the two flanks, and determining, afterwards, by intermediate points, the line passing between these two points, both of which may sometimes be inaccessible.

1123. In the first case, the major, charged with establishing the line, will place two markers, forty or fifty paces from each other, in the direction previously indicated to him; and they will constitute the base of the general alignment.

1124. In the second case, the point of *appui* (support) must be indicated to the major, and the point of direction on the opposite flank; the major will repair to the point of *appui*, and fix two markers, distant from each other a little less than the extent of the front of the leading division of the column, in the direction pointed out to him: the first of these markers will be placed at the point of *appui*.

1125. In the third case, where the points of direction of the two flanks are given, the line passing through them is determined as follows:

1126. (*Pl. XIII. Fig. 2.*) In determining this line, two markers, or mounted officers (*a* and *b*), will be employed.

1127. The two points given being the steeple (*d*) to the right, and the tree (*c*) to the left, the marker (*a*) will halt while the other (*b*), moving to some distance from him, towards the right, will bring the marker (*a*) and the tree (*c*) into the same line.

1128. The two markers then march, wheeling to the left on the point (*c*), as the pivot; the marker (*b*), during the whole movement, will regulate himself on the marker (*a*), keeping him and the tree (*c*) always in a line.

1129. The marker (*a*), during the march, must keep his eyes fixed on the marker (*b*), in order to halt at the instant the latter masks the steeple (*d*).

1130. If the marker (*b*) conform exactly to the movement of the other, (*a*), so that the latter masks the tree (*c*), at the moment the former masks (*d*), both being on the line (*c d*), the intermediate points are determined.

1131. The two markers, having halted, will face towards each other; if not accurately on the line, the marker (*a*) will rectify the position as follows:

1132. Suppose the marker (*a*) perceive the steeple (*d*) to the left of the line; he will incline a little to the left; the marker (*b*), always intent on keeping the marker (*a*) and the tree (*c*) in a line, will follow the movement of the marker (*a*), who will halt when (*b*) masks the steeple (*d*).

1133. If, on the contrary, the marker (*a*) perceive the steeple (*d*) to his right, he would incline a little to the right, till the marker (*b*), who followed his movement, masked the steeple (*d*).

1134. These intermediate points being thus found, the line is determined.

ARTICLE SECOND.

Different Methods of Forming Line from Column at Full Distance.

- | | |
|-------------------------------|--------------|
| 1st. To the left, (or right,) | } into line. |
| 2d. On the right, (or left,) | |
| 3d. To the front, | |
| 4th. Faced to the rear, | |

1st.—To Form Line to the Left from Column at Full Distance, Right in Front.

1135. The column is supposed halted; the colonel, having rectified the position of the guides, as has been heretofore prescribed, will command,

1. Left, into line wheel. 2. MARCH.

1136. At the first command, the guide of the right of the leading company will move, quickly, on the line of the guides of the left, facing towards them, and placing himself so as to be immediately in front of one of the three files on the right of his company when in line. The lieutenant-colonel will see that this guide is properly placed.

1137. At the word MARCH, briskly repeated by the captains, the man on the left of the front rank of each company will face to the left, pressing his breast lightly against the right arm of his guide; the companies will wheel to the left, conforming to the principles of wheeling on a halted pivot, and to what is prescribed, No. 607. Each captain will face about to his company, to conduct the movement; and, when the right of his company is within two paces of the line, will promptly command,

1. Company. 2. HALT.

1138. The company being halted, the captain will place himself on the line, by the side of the man on the left of the company immediately on the right, align himself correctly, and promptly command,

Right—DRESS.

1139. At this command, the company will move up into the interval between its captain and the front rank man on the left; the captain directing the alignment on that man; the man of the right of the leading company, who finds himself opposite to the guide of the right, placed on the line, will press his breast lightly against his left arm.

1140. Each captain, having aligned his company, will command, **FRONT**, and the colonel will then command,

Guides—POSTS.

1141. At this command, the guides will resume their places in line, passing, each, through the interval of the captain nearest to them; the colonel will, from the right, judge of the accuracy of the alignment, causing it, if necessary, to be rectified by the captains. If the general guides be on the alignment, they would, in like manner, retire to their places in line, at the last command, the corporal in the front rank, who replaced the bearer of the regimental colors, stepping back to the rear rank at the same time.

1142. When the companies are formed in line, the file-closers will align themselves correctly, two paces in rear of the rear rank.

1143. The battalion being correctly aligned, if it form a part of a line of many battalions, the colonel, lieutenant-colonel, and major, will occupy their habitual places in line; but if the battalion be at exercise separately, they will move wherever their presence may be required: this rule will be general, after all formations in line.

h

h

h

h

h

h

h

h

h

h

h

h

h

h

h

h

h

h

h

h

h

h

h

h

h

h

h

h

h

h

h

h

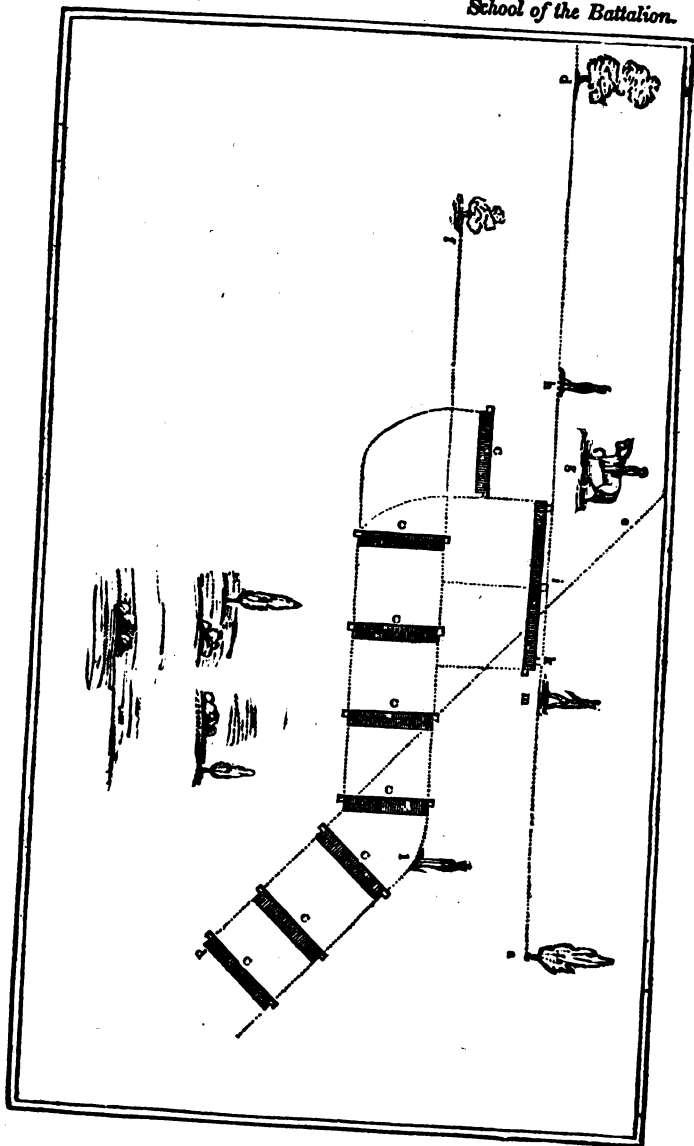
h

h

h

h

h



1144. If the column had the left in front, it would form line to the right, according to the same principles; the guide of the left of the leading company would execute, at the first command, what is prescribed for the guide of the right of the leading company, No. 1136; and the captains will, at the command, *Guides—POSTS*, shift to the right of their companies.

Inversion.

1145. The colonel, supposing sometimes the necessity of forming line to the reverse flank, and wishing to effect this movement in the readiest manner, will command, when the right is in front,

1. *By inversion, right into line wheel.* 2. *Column, guides right.*

1146. At the first command, the lieutenant-colonel will place himself a little in front of, and facing, the guide of the right of the leading company, and the major a little in rear of the guide of the right of the rear company; the guide of the left of the leading company will place himself, at the same time, on the line of the guides on the right of the column, facing towards them, and posting himself as prescribed, No. 1136.

1147. At the second command, the lieutenant-colonel and major will, as quickly as possible, align the guides of the right of the column.

1148. The colonel will then command,

3. MARCH.

1149. At this word, the man on the right of the front rank of each company will face to the right, pressing his breast lightly against the left arm of his guide; and the column will form line to the right, according to the prescribed principles, which being executed, the colonel will command,

Guides—POSTS.

1150. At this command, the captains will shift to the right of their respective companies.

2d.—To Form Line on the Right from Column, Right in Front.

1151. (*Pl. XIV.*) When the column at full distance, right in front, is to form line on the right, the colonel will, beforehand, point out to the lieutenant-colonel where the right is to rest, as also the point of direction on the left; the major, accompanied by two markers, will proceed to establish them in the line of direction as follows:

1152. The first will be posted at the point of *appui*, (support,) and mark the place where the front rank man, on the right of the battalion, is to rest in line; the second will be placed on the line, so as to be immediately in front of one of the three files on the left of the leading company; they will be established, so as to present the right shoulder to the battalion when formed.

1153. The head of the column having arrived nearly at the point where the colonel wishes the right to rest, he will command,

1. *On right, into line.* 2. *Column, guides right.*

1154. At the second command, the men will touch elbows towards the right; the guide of the right of the leading company will march straight forward to the point where this company is to turn to the right.

1155. The following guides will march in the trace of the guide who precedes them.

1156. The leading company having arrived nearly opposite the first marker, its captain will command,

Right turn;

1157. And, when the company has its right precisely opposite the marker, he will add,

MARCH.

1158. At the word **MARCH**, the company will turn to the right, and the guide of the right will direct his march so as to conduct the man next to him against the marker of the right.

1159. The company being arrived near the two markers, its captain will promptly command,

1. *Company.* 2. **HALT.** 3. *Right—DRESS.*

1160. At the second command, the company will halt;

1161. At the third, the company will align itself; the two front rank men, who are opposite the markers, will press their breasts lightly against their right arms, respectively; the guide of the left will retire to the rank of file-closers; the captain will move to the right of his front rank, and direct the alignment on the two men whose breasts touch the right arms of the markers: this rule will be general in all successive formations.

1162. The second company will continue to march straight forward, and, when arrived opposite the left flank of the first, it will turn to the right, by command of its captain, as above, marching afterwards towards the line; the guide of the right will conduct the march so as to arrive by the side of the left hand man of the first company.

1163. When the company shall have arrived within two paces of the line, the captain will halt it, as prescribed above, and move quickly to the left of the first company, aligning himself accurately on the front rank of that company.

1164. The guide of the left will, at the same time, move to the front of one of the three files on the left of his company; and, facing to the right, place himself in the line of the two markers of the first company.

1165. The captain of the second company will then promptly command,

Right—DRESS.

1166. The second company will move up to the line, and the captain will direct the alignment on the man of his front rank, whose breast presses lightly against the right arm of his guide of the left.

1167. The succeeding companies will arrive thus, one after the other, into line, conforming to what is prescribed for the second company; and, when the whole battalion is correctly in line, the colonel will command,

Guides—POSTS.

1168. At this command, the guides will retire to their places in line, and the markers, in front of the first company, will also retire: the same will take place after all formations in line; the guides will always pass through the interval of the nearest captain.

1169. The colonel will follow up the successive formation along the front of the line, and always opposite to the company about to turn, in order to move up to the line; whence he can best see and rectify any error arising from a command given too soon, or too late, to the preceding company.

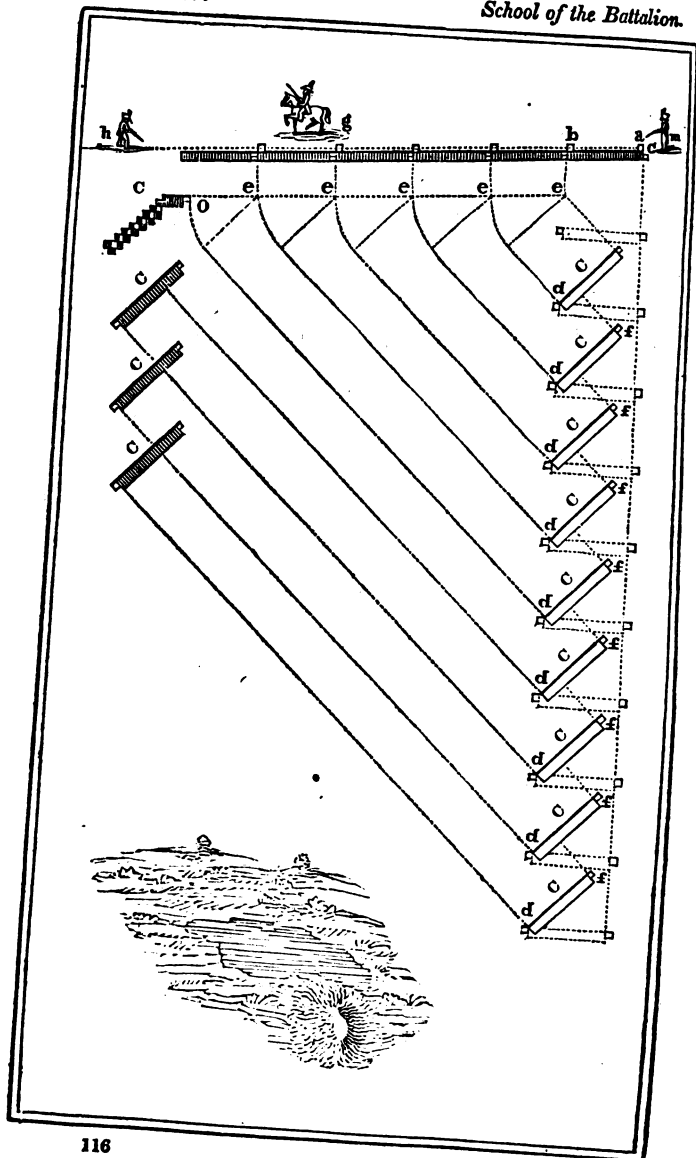
1170. The lieutenant-colonel will, with the utmost care, rectify the position of the guides as they arrive on the line, placing himself, for this purpose, some paces in rear of them on the line: this rule will be general in all successive formations.

1171. A column, left in front, will *form line on the left* by inverse means. The captains will move to the left of their companies, in order to align them; and at the command, *Guides—POSTS*, they will resume their places in line; and this will always be the case when a column, left in front, forms line.

Remarks on Forming Line on the Right or Left.

1172. In order that this movement may be executed with greater regularity, the line will be so established, that each company, after turning, may have at least four paces to march, to arrive on the line.

1173. In the first lessons, the line will be established parallel, or nearly



so, to the direction of the column; but when the captains and guides understand the mechanism of the movement, the colonel will choose oblique directions, in order to habituate the battalion to form line in any direction.

1174. (Pl. XIV.) When the direction of the line forms a sensible angle with that of the march of the column (*d e*), the colonel will point out to the guide of the leading company, previous to commencing the movement, an object in front (*f*), in a direction nearly parallel to the line; the leading guide will immediately conduct his march on this point, and his company will conform to the new direction, at the command or caution of its captain; each of the following companies will, successively, as it arrives on the same ground, execute the same movement; by this means, all the companies arriving, each at the point where it is to turn, to place itself on the line, will have, after turning, nearly the same number of steps to take to arrive on the line.

1175. The captains will not, after placing themselves on the line, command *DRESS*, till their guides are accurately established on the line by the lieutenant-colonel: this rule will be general in all successive formations.

3d.—*To Form Line to the Front, from Column at Full Distance, Right in Front.*

1176. The column supposed to arrive right in front, in rear of the right of the line on which the formation is to take place, the colonel will indicate, beforehand, to the major, the point where the right is to rest, as also the point of direction on the left, and the major will immediately establish the markers on the line, as prescribed, No. 1152.

1177. The head of the column having arrived at about the distance of the front of a company from the two markers established on the line, the colonel will halt the column, and command,

1. *To the front into line.* 2. *Column, guides right.*
3. *Companies, left wheel.* 4. *MARCH.*

1178. At the word *MARCH*, the leading company will march up, and be established on the markers; all the other companies will wheel to the left on a halted pivot. When the colonel judges that the wheel is nearly completed, according to the direction of the line to be formed on, he will order,

5. *Forward;*

1179. And, at the instant when he deems the wheel to be sufficient, he will add,

6. *MARCH.*

1180. (Pl. XV.) At the last word, (*MARCH*), the guide of the right of the company, nearest the line, ceasing to turn, will march forward.

1181. At the same word, the guide of the right of the following company, ceasing also to turn, shall march straight forward, preserving, between his company and the preceding, the distance which separated them, when the word *MARCH* was given.

1182. The guide of the right of each of the following companies will observe what has just been prescribed for that of the preceding company.

1183. At the instant the guide of the right of each company arrives opposite the left file of the company which immediately precedes his own in line, the captain will command,

1. *Right turn.* 2. *MARCH.*

1184. These two commands will be executed as prescribed above, for forming line *on the right*.

1185. Each company will be halted by its captain two paces from the line; the guide of the left of each will promptly place himself on the line, in front of one of the three files, on the left of his company, and the lieu-

tenant-colonel will establish them on the direction; which being executed, the captain (having placed himself on the left of the company on his right) will promptly command,

Right—DRESS.

1186. The formation being effected, the colonel will command,

Guides—POSTS.

1187. With the left in front, this formation will be executed by inverse means.

1188. The colonel and lieutenant-colonel will, in these formations, each discharge the duties prescribed for them, Nos. 1169, 1170.

Remarks on Forming Line to the Front, from Column at Full Distance.

1189. The precision of this movement depends on the direction which the companies may be in, at the moment the colonel commands *MARCH*; he will judge of the moment of giving this word, by considering, that if the direction of the line form with that of the column a right angle, the companies must wheel the half of this, and that the more acute the angle is, which these two directions form with each other, so much the more ought the companies to wheel, before they move forward.

1190. (*Pl. XV.*) It is essentially important that each company should so conduct its march, as to turn at the point (*e*) opposite the place where its captain is to move up on the line. If a company turned too soon, it would be, in part, masked by that which preceded it on the line, and would be obliged to unmask itself by the oblique step; if it turned too late, it would pass beyond the flank of the preceding company in line, and, to repair this error, would be obliged to oblique in moving up on the line.

1191. In both cases, the fault of one company, leading the next into error, might communicate itself, successively, as far as the last company.

1192. The guide of each company must turn, so that his company may arrive square on the line.

1193. If the angle formed by the line with the original direction of the column were so acute that the companies, in arriving opposite to their respective places in line, should be almost parallel to the line, the captains would not give the command, *Right* (or *left*) *turn*, but would halt their companies two paces from the line, and, from this position, would command, *Right* (or *left*)—DRESS.

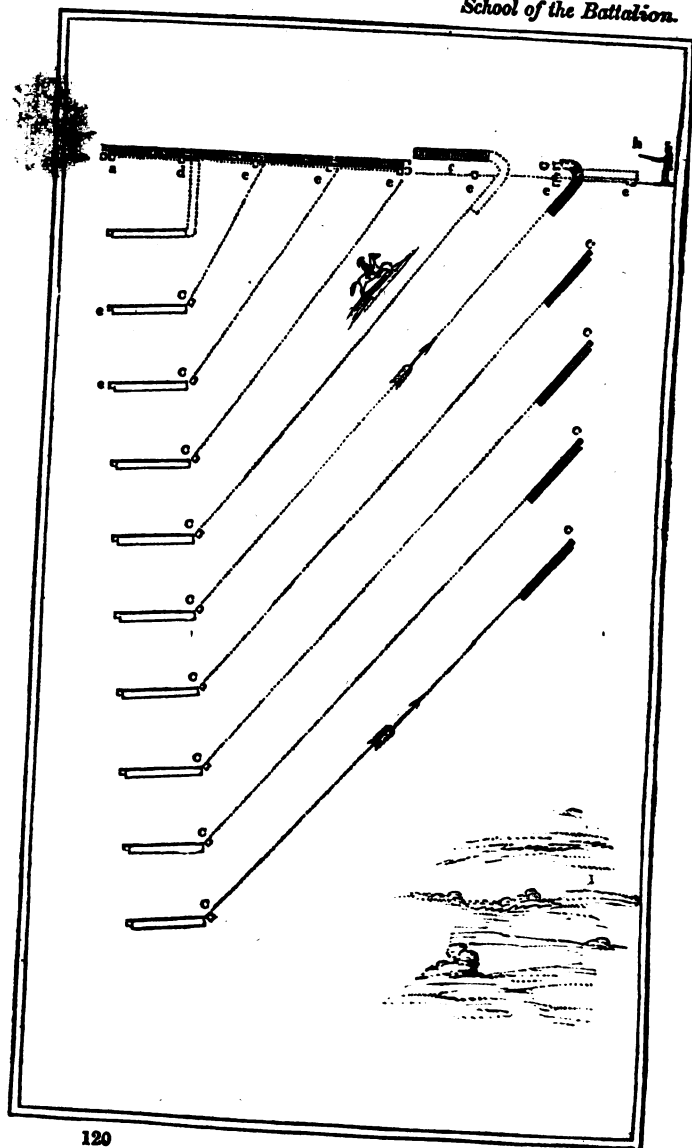
1194. If, on the contrary, the angle which the line forms with the original direction of the column, be sensibly more than a right angle, the formation would not be executed *to the front*, but *on the right*, (or *left*), according to the principles prescribed for these formations.

1195. If a company meet with an obstacle opposing the march to the front, it would face to the right or left in marching, and follow in file the preceding company; and when the obstacle is cleared, it would re-form on the march, by command of its captain.

4th.—To Form Line faced to the Rear, from Column at Full Distance, Right in Front.

1196. The column being supposed to arrive, right in front, in front of the right of the line, the colonel will previously indicate to the major the point where the right is to rest, as also the point of direction on the left; the major will immediately proceed to establish two markers on the line, as prescribed for forming line *on the right*.

1197. The head of the column having arrived at about the distance of a company from the two markers established on the line, the colonel will halt the column, and order the captain of the leading company to establish it, faced to the rear, on the line, close to the markers; the company will



face to the right, and wheel by file to the left, by command of its captain, pass the line, and, when the leading file has passed two paces, will wheel again to the left, in order to march in rear of the markers, where, when arrived, its captain will front, and align it by the right.

1198. In this position, the leading company will be faced towards the column, and, as soon as it is established on the line, the colonel will command,

1. *Into line faced to the rear.* 2. *Column, right—FACE.* 3. *MARCH.*

1199. At the second command, all the companies, except that established on the line, will face to the right, and the captains will place themselves by the side of their guide of the right.

1200. (*Pl. XVI.*) At the word *MARCH*, all the companies which have faced to the right will step off together; the guide of the left (*d*) of the company nearest to the line will spring forward, to mark off the line; he will place himself as already prescribed for successive formations, and will thus indicate to his captain the point near which he is to cross the line, (two paces,) in order to wheel by file to the left, so as to conduct his company parallel to the line, as in (*f*).

1201. As soon as the leading file of this company shall have arrived near the left file of the company already formed on the line, the captain will command,

1. *Company.* 2. *HALT.* 3. *FRONT.* 4. *Right—DRESS.*

1202. The first command will be given when the company is within two paces of the place where it is to be halted.

1203. At the second command, the company will halt; and, if there be openings between the files, they must close quickly.

1204. The third command being given, the captain will immediately place himself by the side of the man on the left of the company on his right, and align himself on the front rank of that company.

1205. All the following companies will come on the line, as has just been prescribed, each regulating itself on that which immediately precedes; the guides of the left (*e*) will each spring forward, when his company is about twelve paces from the line, and place himself on it opposite to the point, where one of the three files of the left will rest in line.

1206. The line being formed, the colonel will command,

Guides—POSTS.

1207. This formation will be executed, left in front, by inverse means.

1208. The colonel and lieutenant-colonel will discharge the same duties, in these formations, as have been prescribed for them in forming *on right into line.*

1209. If it were desired to form line from column on the rear division, the colonel would caution that division to stand fast, and order the remaining divisions to countermarch, whence they would file into line as above, *faced to the rear.*

1210. Lastly, if a central division were selected, this would be countermarched and established on the new line; the divisions in front of this would be countermarched and ordered *to the front into line*, and the remaining divisions would be ordered *into line, faced to the rear.*

Remarks on Forming Line, faced to the Rear, from Column at Full Distance.

1211. When the companies march towards the line, the captains will so direct the march as to cross the line a little in rear of their guide; and, therefore, each guide ought to quit his company in sufficient time to be correctly established on the line, before his company arrives opposite to him, to cross it.

ARTICLE THIRD.

Formation in Line by two Movements.

1212. A column, right in front, arriving in rear of the line, and prolonging itself upon that line, will be halted by the colonel, if he see it expedient to form line, before the three (or any other number of) rear companies have entered the new direction; and, after rectifying the position of the guides on the line, he will command,

1. *Left into line, wheel.* 2. *Three rear companies, to the front into line.*

1213. At the second command, the captains of the three rear companies will command, *Guide right*, and the captains of the two last will add, *Left wheel*. The colonel will then command,

3. MARCH.

1214. At the word MARCH, repeated quickly by the captains, the five first companies will form line *to the left*; the three rear companies will form line *to the front*, respectively, by the means prescribed for these two formations.

1215. The captains of each of the two rear companies will command *Forward*, and MARCH, when their companies have sufficiently wheeled.

1216. If, instead of arriving in rear, the column arrive in front, of the line, the colonel would command,

1. *Left into line, wheel.* 2. *Three rear companies into line, faced to the rear.*

1217. At the second command, the captains of each of the three rear companies will command, 1st. *Company*; 2d. *Right—FACE*. The colonel will then command,

3. MARCH.

1218. At the word MARCH, from the colonel, and briskly repeated by the captains, the five companies will form line *to the left*, and the three rear companies will form line *faced to the rear*, respectively, by the means prescribed for these two formations.

1219. These various movements would be executed by a column, left in front, according to the same principles.

ARTICLE FOURTH.

Different Methods of Forming Line from Column at Half Distance.

1st. By forming line *to the left* or *right*, after the companies have taken wheeling distances by the head of the column.

2d. By forming line *on the right* or *left*.

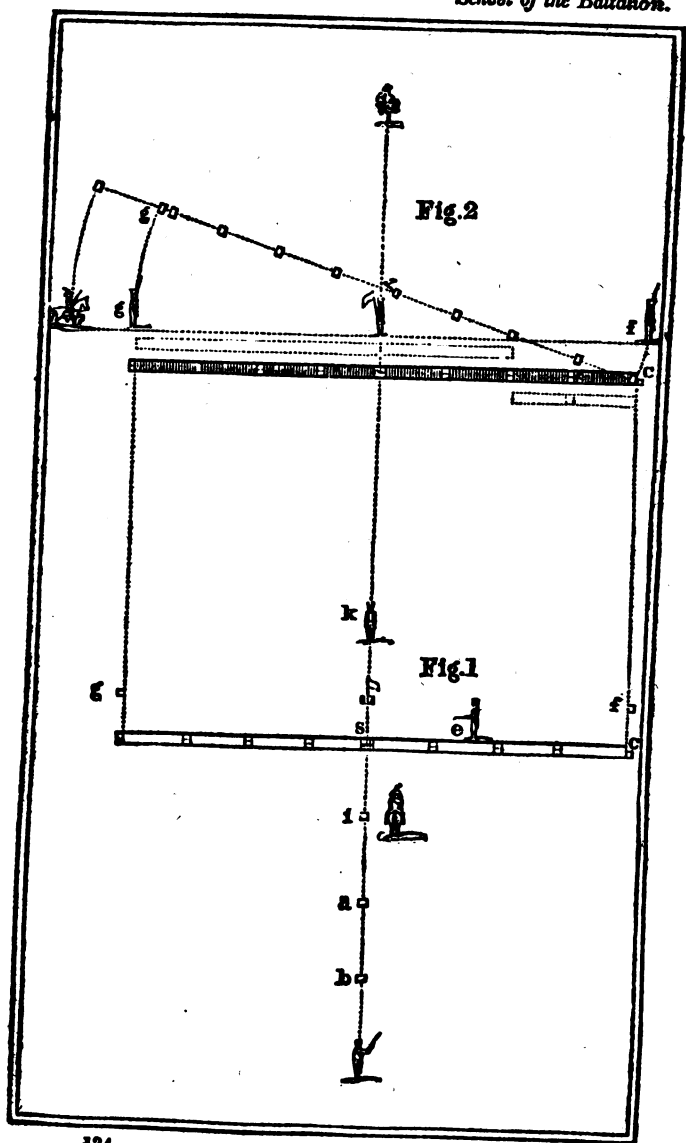
3d. By forming line *to the front*.

4th. By forming line *faced to the rear*.

1st.—*To Form Line to the Left, from Column at Half Distance, Right in Front, by previously taking wheeling Distances by the Head of the Column.*

1220. It is supposed that the column is prolonging the line to be formed on; when the rear company arrives at the point where the left is to rest, the colonel will halt the column, and command,

Column, take wheeling distance.



1221. He will order the captain of the leading company to put it in march; the captain will immediately command,

1. *Company, forward.* 2. *Guide left.* 3. **MARCH.**

1222. The captain of the second company, perceiving that it is nearly at its proper distance, will command, *Company, forward—Guide left*, and then, **MARCH**, at the moment he sees his company at the proper distance from the first: this will be executed successively, by the companies, to the rear of the column, each taking up the step from the one preceding.

1223. If the colonel wish to form line to the left, he will halt the column at the instant the rear company has its distance.

1224. These movements would be executed in the same manner in close column; and, if the column have the left in front, they would be executed by inverse means.

1225. The colonel will see that each company steps off the instant it has its wheeling distance.

1226. The lieutenant-colonel will be at the head of the column, and direct the march of the leading guide.

1227. The major is posted near the guide of the rear company.

2d.—*To Form Line on the Right or Left, from Column at Half Distance.*

1228. This movement will be executed as prescribed for a column at full distance.

3d.—*To Form Line to the Front, from Column at Half Distance.*

1229. This movement cannot be executed at half distance, because the distance between the companies will not admit of a wheel of forty-five degrees; it is therefore necessary that the column take wheeling distances as prescribed above, unless it may be deemed more eligible to form close column and deploy.

4th.—*To Form Line, faced to the Rear from Column at Half Distance.*

1230. This movement will be executed as prescribed for a column at full distance.

ARTICLE FIFTH.

Deployment of Close Column.

(Omitted.)

PART V.

To March in Line.

ARTICLE FIRST.

To Advance in Line.

1281. THE battalion being correctly aligned, and supposed to be the *regulating* battalion, the colonel, wishing it to advance, will previously intimate the same to the lieutenant-colonel; and will himself move about forty paces in rear of the color-sergeant, and face towards the battalion.

1282. (*Pl. XVII. Fig. 1.*) The lieutenant-colonel will move an equal distance in front of the color-sergeant, facing towards the colonel, who will,

by a signal of his sword. establish him opposite the color-sergeant, perpendicular to the front of the battalion, and then take a point of direction on the ground, to the front, if such distinct point offer itself, which may be exactly in the prolongation of the line of the lieutenant-colonel and the color-sergeant.

1283. The colonel will then move about sixty paces in rear of the line, and place two markers (*a* and *b*) on the prolongation of the line of the lieutenant-colonel and color-sergeant; these markers will face to the rear; the first (*a*) will be placed about twenty-five paces in rear of the battalion, and the second (*b*) at the same distance from the first.

1284. The color-sergeant, so soon as the lieutenant-colonel is established on the perpendicular, will assume two points on the ground, in the line passing from himself, between the heels of the lieutenant-colonel; the nearest of these points will be taken at the distance of fifteen or twenty paces from the color-sergeant.

1285. These arrangements made, the colonel will command,

1. Battalion, forward.

1286. At this command, the color-rank* will move six paces to the front, in common time, and the color-guard will replace them in the front rank; the two general guides (*f*, *g*) will move out, at the same time, six paces; that (*f*) opposite the captain of the company, on the right; the other, (*g*) opposite the lieutenant, on the left of the front rank of the battalion.

1287. The lieutenant-colonel will establish, correctly, the color-sergeant between himself and the centre corporal of the color-guard, and then post himself as prescribed, No. 1295.

1288. The major will post himself at the distance of some paces on either flank of the color-rank.

1289. The colonel will then command,

2. MARCH.

1290. At this word, the battalion will step off smartly; the color-sergeant, who is answerable for the direction, will carefully observe the cadence and length of the ordinary step, and march, accurately, on the prolongation of the two points which he had taken on the ground, between himself and the lieutenant-colonel, and will take, successively, others, as he advances, by the means prescribed, No. 522. The two color-bearers, placed, the one on his right and the other on his left, will carry the colors, bearing on the haunch, and march, without turning the head or shoulders, by the same step as the color-sergeant.

1291. The two general guides will march the same step as the color-rank, and will march nearly aligned on this rank, without attending to each other.

1292. The color-guard, now placed in the front rank, in the centre of the battalion, will march, well aligned, elbow to elbow, the face direct to the front, and without deranging the line of their shoulders; the centre corporal will follow, accurately, the trace of the color-sergeant; and maintain the same cadence and length of step, without stepping out, or stepping short, but by a caution, even though he should find himself more or less than six paces from the color-rank.

1293. The captain of the fifth company (*s*) will march on the same line with the color-guard, touching lightly the elbow of the corporal next to him, and keeping his face direct to the front.

1294. The captains of the fourth and sixth companies, constituting, with the color-guard, the base of alignment, will march with the same step as the color-sergeant, keeping their shoulders square; for this purpose they will keep the head direct, only, occasionally casting their eyes towards the color-guard, and, if they perceive themselves either too much or too little advanced, they will lengthen or shorten the step gradually, so as to regain

the alignment in the course of several steps, in order to avoid sudden transitions, which would necessarily produce floating.

1295. The lieutenant-colonel (*c*), placed twelve or fifteen paces to the right of the captain of the fourth company, will keep this captain, and that of the sixth, in line with the color-guard; and, for this purpose, he will caution them to step out or step short, which will be executed gradually, as just explained.

1296. The other captains, and the lieutenant on the left, will march steadily on the prolongation of this base; and, for this purpose, they will look towards the centre, without turning the head too much, and without deranging the shoulders.

1297. The captains and the lieutenant on the left will, each, superintend the marching of the company next to him towards the centre; and will prevent the men from being too far advanced: they will not correct faults, nor even cause the men to step out, or step short, except it may be evidently necessary; because an over attention in rectifying small errors, sometimes produces greater, and disturbs steadiness, silence and equality of step, which it is so important to maintain.

1298. The men will always keep the face direct to the front, preserve the light touch of the elbow towards the centre, resist pressure from the flanks, pay the utmost attention in preserving the shoulders square, and keep, in a very small degree, in rear of the line of captains, in order never to mask from them the base of alignment; the men will glance, from time to time, to the color-rank, or to one of the general guides, in order to march, constantly, with the same step as the latter.

1299. (*Pl. XVII. Fig. 1.*) The line of direction, determined by the two markers (*a* and *b*), will be prolonged, during the march, by placing, as the battalion advances, a third marker (*i*) about twenty-five paces in rear of the first (*a*); the marker (*b*) will then post himself the same distance in rear of the marker (*i*); the marker (*a*), in his turn, will do the same; and this will be repeated during the march of the battalion to the front. The markers, as they succeed each other, face to the rear, and correctly cover the markers already established; the adjutant, or sergeant-major, who will always be fifteen or twenty paces in rear of the marker farthest from the battalion, will caution each when he is to quit his place, and then establish him on the line of direction, which the colonel will have indicated to him.

1300. The colonel will, habitually, be fifteen or twenty paces in rear of the centre of his battalion, placing himself so as not to mask from the major (*k*) the markers; if, by the indications noticed No. 1310, 1311, he judge that the direction of the color-sergeant is not perpendicular to the line, he will quickly command, *Point of direction more to the right* (or *left*.)

1301. At this command, the major will move quickly thirty or forty paces in front of the color-rank, face the colonel, and place himself on the line of direction which the colonel will indicate to him by signal of his sword; the centre corporal will then direct his march on the major, on a caution from the colonel, advancing the opposite shoulder; and the corporals on his right and left conform to his direction.

1302. The color-sergeant will also direct his march on the major, advancing the opposite shoulder; and the latter will direct him, by signal, to incline to the right or left, till he covers, accurately, the centre corporal.

1303. The two general guides will conform to the new direction of the color-rank.

1304. The adjutant or sergeant-major, charged with placing the markers in rear of the centre, will, quickly, establish them on the new line of direction, passing through the color-sergeant and centre corporal; the colonel will verify the direction of the markers.

1305. The lieutenant-colonel, placed as in No. 1295, will carefully see that the fourth and sixth companies, and the others, successively, conform

to the new direction of the centre, but without hurry or disorder; and will endeavor, afterwards, to maintain this base of alignment, perpendicular to the line of direction on which the color-sergeant marches.

1306. He will observe the march of the wings of the battalion; and, if he see that the captains neglect to conform to the base of alignment, he will command, *Captain of (such) company*, or *Captains of (such) companies, on the line*; but without being too particular in correcting small faults.

1307. The major, placed habitually, during the march, near the flank of the color-rank, will, frequently, move fifteen or twenty paces in front of this rank; he will face to the rear, and place himself correctly on the prolongation of the markers, in order to ascertain whether the color-sergeant marches exactly on that line; and, if necessary, rectify the position of this sergeant, who will, immediately, take two new points on the ground between himself and the major.

1308. All the principles of the march in line are the same for the *subordinate* battalions as for the *regulating* battalion; but when the battalion is supposed *subordinate*, markers are not required.

Remarks on the March in Line.

1309. If, in the elementary exercises, the officers, non-commissioned officers, and soldiers, be not confirmed in the position under arms, and in the length and cadence of the step, the march in line will be floating and unconnected.

1310. (*Pl. XVIII. Fig. 1.*) If, for example, the color-sergeant, advancing the left shoulder, pursued a direction more or less to the right of the perpendicular, the right wing would be obliged to step short, the left to step out; the alignment would be lost; crowding would take place in the right wing, and opening of files in the left: similar consequences would happen, if the color-sergeant, advancing the right shoulder, pursued a direction to the left of the perpendicular.

1311. The same consequences would also take place, if the base of alignment were not perpendicular to the line of direction; if, for example, the captain of the fourth company, instead of keeping, accurately, aligned on the color-guard, were in rear of the line of its front, and if the captain of the sixth company were in advance of that line, the left wing would be forced to step out, and the right, to step short.

1312. It is, therefore, of the utmost importance, that the color-sergeant should march perpendicularly to the front; and that the base of the alignment be always perpendicular to the line of direction.

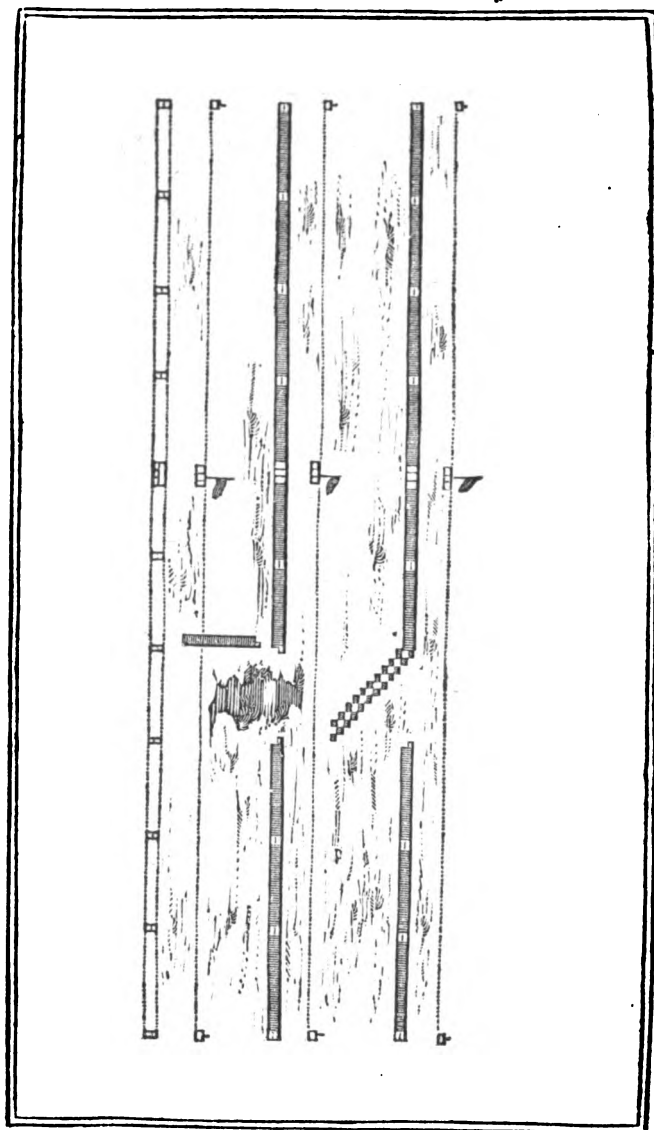
1313. After the battalion marches a few paces, the colonel may easily judge, from the indications mentioned above, whether the color-sergeant is marching on a line perpendicular to the original front.

1314. It will be also easy for the lieutenant-colonel, placed twelve or fifteen paces to the right of the captain of the fourth company, to perceive whether the captains of the fourth and sixth companies are in front or in rear of the line of the color-guard, by observing whether the captains in the wings are compelled to step out, or step short; by this attention he will be enabled to maintain the base of alignment perpendicularly to the line of direction, and thus to prevent floating in the line.

1315. If openings take place, if the files crowd, or if any disorder arise, the remedy must be applied as speedily as possible, but with calmness and steadiness.

1316. The general guides serve to indicate to the companies towards the flanks, the cadence and length of step of the centre, and afford a facility to these companies to re-establish themselves on the direction of the centre; these guides should, therefore, maintain the same cadence and length of step, and march, very nearly, as far advanced as the color-rank, which will be easy to effect, by glancing, from time to time, towards that rank.

1318. Should a battalion lose the step, the colonel would command,



STEP; at which the captains, lieutenant on the left, and the men, glance to the color-rank, or to one of the general guides, and promptly resume the step.

1319. In fine, it is of the utmost importance, with respect to the march in line, to accustom the battalion to execute with regularity and facility the movements prescribed, No. 1301, and following, in order to rectify a false direction; the colonel ought to acquire the aptitude of judging at a glance (*coup d'œil*) the direction which he ought to give to the battalion.

1320. When a battalion or line advances to the charge, at the distance of ——— paces from the enemy, the colors, general guides and staff, if in front, will be ordered to resume their places in line. (See Nos. 466, 467.)

ARTICLE SECOND.

Passage of Obstacles, Advancing or Retiring in Line.

1321. The battalion *advancing* in line, when a company is to practise the passage of a supposed obstacle, the colonel will command, (*Such*) *company, pass obstacle.*

1322. The captain of the company will move two paces to the front, face to his company, and, if of the right wing, command,

1. (*Such*) *company, by the left flank.* 2. *By file right.* 3. **MARCH.**

1323. (*Pl. XIX.*) At the word **MARCH**, the company will face to the left in marching, wheel by file to the right, and will follow, at the distance of one or two paces, the two files on the right of the company on its left; the company having its left thus conducted, the captain will not lead the front file, but march by the side of his covering sergeant, (in the rear,) who will step into the front rank.

1324. If the company belong to the left wing, it would face to the right, wheel, by file, to the left, and follow the two files on the left of the company immediately on its right; the captain will, in this instance, conduct the leading file, by marching by the side of his covering sergeant.

1325. The obstacle being supposed past, the colonel will command, (*Such*) *company into line.* The captain will command,

1. *Into line.* 2. **MARCH.**

1326. At the word **MARCH**, the files will move up, successively, in quick time, into line, as prescribed, No. 576, and following; the captain, if his company march by the left flank, will resume his place in line with the last file.

Remarks on the Passage of Obstacles.

1327. In the right wing, the guide of the left of the company which is immediately on the right of that executing the passage of the obstacle, moves up to the front rank of the left of his company, and preserves between himself and the right flank of the company, in rear of which the company marches by a flank, the space requisite to contain it in line; in the left wing, the captain of the company which is immediately on the left of that in file, will observe what is just prescribed for the guides of the left, in the right wing.

1328. When the color-company has to pass an obstacle, the color-rank will retire to its place at the moment the company faces; the major will take post six paces in front of the company in rear of which the color-company marches, when he will take up the step of the battalion, and be responsible for the step and direction.

1329. When the color-company moves into line, the color-rank will march quickly forward six paces, taking up the step from the major, who will spring fifteen or twenty paces in front of the colors, and face the colonel in the rear: the latter will establish him on the perpendicular,

which being executed, the color-sergeant will instantly take two points on the ground, between himself and the major.

1330. When more than one company has to pass an obstacle, they will form open column in rear of the company nearest to them towards the centre, by command from the colonel, as will be explained. Let it be supposed, that an obstacle covers the four companies on the left; when the battalion has arrived at somewhat more than the front of a company from the impediment, the colonel will command,

1. *Four left companies, by the right flank.* 2. *In rear into column.*
3. *Quick—MARCH.*

1331. (*Pl. XX.*) At the first command, the captains of the named companies will place themselves in front of the centre of their respective companies, and caution them to face to the right.

1332. At the word *MARCH*, the named companies will face to the right, in marching; each captain of a company will cause its head to disengage to the rear, and then conduct it, in quick time, by the right flank, in rear of the fourth company, conforming to what is prescribed for the prompt manœuvre; as each company arrives in rear of the fourth, its captain will command, *HALT, FRONT*, and follow the preceding company in common time. The four companies on the left will thus follow, in open column, the fourth company; when the rear company of this column shall have passed the obstacle, the colonel will command,

1. *Rear companies into line.*

1333. At this command, the captain of each of these companies will command, 1st. *Guide right*; 2d. *Company, left wheel.*

1334. The colonel will then command,

2. *Quick—MARCH.*

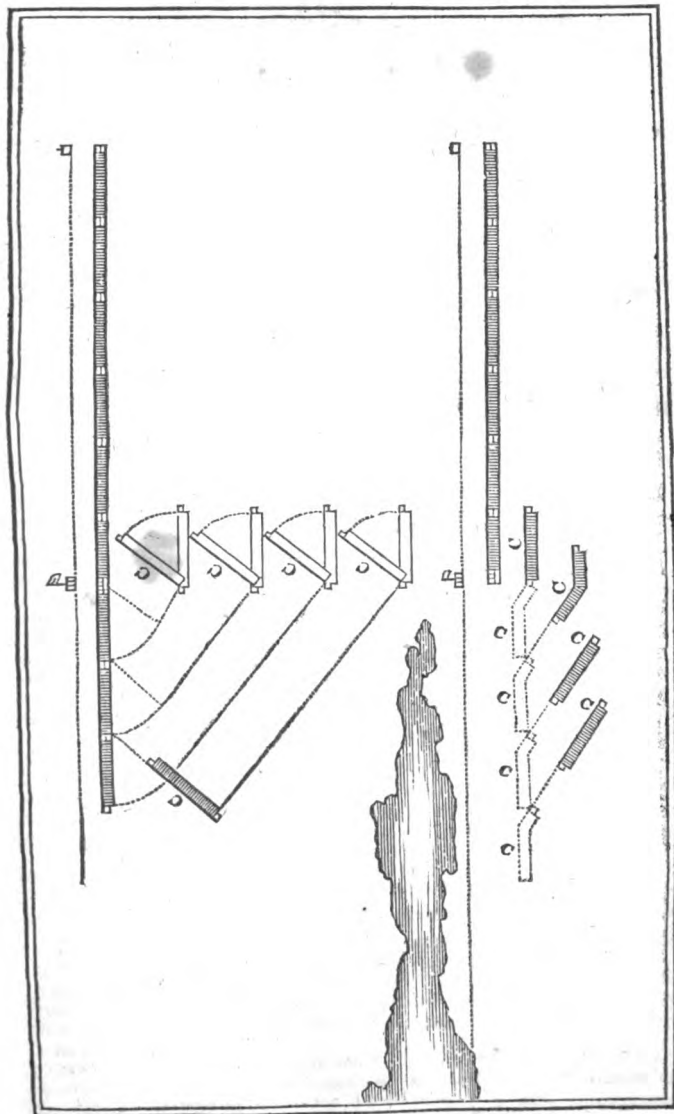
1335. At the word *MARCH*, repeated by each captain of the four companies of the left, each of these companies will wheel to the left, and march towards the line, at the words, *Forward—MARCH*, given by the captain, when he judges that his company has sufficiently wheeled; each company will form *in line*, according to the principles prescribed for forming line to the front; as the companies move up, the captains will take their places in line, commanding, *STEP*; the company will then take the step from the color-sergeant, or from the major, if the former have not resumed his place in front.

1336. In *retiring* in line, these different methods of passing obstacles are executed on the same principles.

1337. If a battalion, advancing in line, find it necessary to retire, when a company, which had met with an obstacle, is marching by a flank, as prescribed, No. 1322, and following; and if the ground will not admit of moving up into line, it will halt with the battalion, but will not face about; the two files of the battalion in front of this company will face to the right, (or left,) on a caution from the file-closer nearest to them, at the same time that the battalion faces to the right-about, and will afterwards wheel, by file, in order to follow the two next files, when the battalion is put in march, rear rank leading; and these two files will be followed by the company, *en potence*, conforming to what is prescribed for passing a defile, No. 1499.

1338. By means of this movement, the company which, in advancing, was in file in rear of the rear rank, will, when the battalion is retiring, be arranged in the same order in rear of the front, now become the rear, rank.

1339. If a battalion were advancing in line, and obliged to halt, face about, and retire, when some of the companies were in open column in the rear, these companies would halt, face about, and be put in march to the rear with the battalion preceding, in this manner, the rear rank of the battalion become the front rank; and these companies would afterwards oblique into line, as the ground may admit.



ARTICLE THIRD.

To Change Direction Marching in Line.

(Omitted. See Article Eleventh, Part V.)

ARTICLE FOURTH.

Oblique March in Line.

(Omitted. See Article Eighth, Part V.)

ARTICLE FIFTH.

To Halt the Battalion Advancing in Line, and to Align it.

1366. To halt the battalion, the colonel will command,

1. *Battalion.* 2. **HALT.**

1367. At the second word, the battalion will halt; the color-rank and the general guides will remain in front, unless the colonel give the word, *Colors and guides—POSTS*; and this order will be given when the battalion is not to resume the march to the front, nor to undergo a general alignment.

1368. When the colonel does not wish to give the battalion a general alignment, he will, if he think proper, cause the alignment to be rectified; he will, in this case, command, *Captains, rectify the alignment*; the captains will immediately turn their eyes towards the centre, arrange themselves on the base of alignment which the lieutenant-colonel has carefully preserved in a good direction, and promptly align their respective companies. The lieutenant-colonel will caution the captains who are not accurately on the alignment, *Captain of (such a) company, or Captains of (such) companies, move up, or fall back.*

1369. (*Pl. XVII. Fig. 2.*) When the battalion requires a general alignment, either parallel or oblique, the colonel will place himself outside of one of the general guides, ordering them and the bearer of the regimental colors to face towards him, and, by a signal of his sword, will promptly establish them on the new line. The bearer of the national colors, and the color-sergeant, will retire to their places in line, and the color-guard to the rear rank.

1370. If the new direction carry the position of one or more companies of a wing to the rear, the colonel will, at first, cause these companies to march to the rear, either by the back step, or by facing them to the right-about, according as the direction may be more or less in rear of that wing; he will then establish the color-bearer and the general guides, as just explained.

1371. This arrangement made, the colonel will command,

1. *Guides—ON THE LINE.*

1372. At this command, the guide of the right of each of the companies of the right wing, and that of the left of each of the companies of the left wing, will place themselves in the line of the color-bearer and general guides; they will face to the color-bearer, and take their stations on the line, each, at the distance of the front of his company from the guide who is immediately before him.

1373. The captains of the right wing will move to the left of their respective companies, except the captain of the fourth, who will remain on the right of his company, and place himself in the rear rank.

1374. The lieutenant-colonel will promptly rectify, if necessary, the position of the guides of the right wing; and the major, that of the guides of

the left wing; the colonel, having verified the position of the guides, will command,

2. Centre—~~dress~~.

1375. At this command, the companies will step off together, in common time, in order to move up to the guides, where having arrived, each captain will align his own company according to the prescribed principles; the lieutenant-colonel will align the company of the colors.

1376. If the alignment be oblique, the captains will direct their companies accordingly, in conducting them towards the line of the guides.

1377. The battalion being aligned, the colonel will command,

3. Colors and guides—POSTS.

1378. At this command, the color-bearer, the general and company guides, as also the captains of the right wing, resume their places in line.

ARTICLE SIXTH.

To Retire in Line.

1379. The colonel, having halted the battalion, in order to cause it to retire, will command,

1. Battalion—about—FACE.

1380. The moment the battalion has faced about, the color-rank and the general guides, if in front, will resume their places in line; the color-rank will take post in the rear rank, become the front; the corporals of the color-guard will half-face to the right, to allow the passage of the color-rank between them; the colonel moves in rear of the front, become rear rank; and the lieutenant-colonel and major proceed to the front of the rear, become front rank.

1381. If the battalion be the *regulating* one, the markers will be placed in the same manner as for advancing, except that they will face to the battalion; the colonel will move about forty paces in the rear of the color-sergeant, and place the markers, if they be not already established; or, if established, the adjutant or sergeant-major charged with superintending them, will cause them to face about, so soon as the battalion has faced to the rear.

1382. If it be a subordinate battalion, the colonel will post himself as just explained; the lieutenant-colonel will place himself about forty paces in front of the rank of file-closers, opposite to the color-sergeant, and the colonel will establish him on the line of direction, as prescribed for advancing in line.

1383. The arrangements being made, the colonel will command,

2. Battalion—forward.

1384. At this command, the color-rank will march eight paces forward, and its place will be occupied by the color-guard; the two general guides will move out in line with the color-rank; the covering sergeants will step forward into the rank of file-closers, and the captains occupy their places in the rear rank, become front; the three file-closers nearest to the centre of the battalion, will unite in rear of the color-rank, in order to serve as a base of alignment for the rank of file-closers.

1385. The colonel will then command,

3. MARCH.

1386. The battalion will march with the rear rank leading, on the same principles as when the front rank leads: if it be a *regulating battalion*, the color-sergeant will direct his march on the markers, who will themselves, successively, move to the rear of the most distant marker, as the battalion approaches them; the adjutant or sergeant-major superintending them will see that they place themselves correctly on the line of direc-

tion; if the battalion be *subordinate*, the color-sergeant will march on the perpendicular, by means of points taken on the ground, and the centre file-closer of the three united in rear of the color-rank, will exactly follow his trace.

1387. The colonel and major act as when the battalion is advancing in line.

1388. The lieutenant-colonel, placing himself outside of the file-closers of the fourth company, will carefully maintain the file-closers constituting the base of alignment perpendicular to the line of direction; the other file-closers will align themselves on that base.

ARTICLE SEVENTH.

To Halt the Battalion Retiring in Line, and to Front it.

1389. The colonel, having halted the battalion, and wishing to front it, will command,

1. *Battalion, about—FACE.*

1390. At this command, the color-rank, general guides, captains and covering-sergeants, will resume their places in line; the color-rank will repossess the front rank.

1391. If the colonel intend to give a general alignment to the battalion, he will command,

2. *Colors and general guides—ON THE LINE.*

1392. At this command, the colors and the general guides will move in front, and face the colonel, who is either on the right or left; and he, after establishing them on the line which he intends giving the battalion, will command,

3. *Guides—ON THE LINE.* 4. *Centre—DRESS.*

ARTICLE EIGHTH.

To March by a Flank.

1393. The colonel will sometimes exercise the battalion in marking time, and, when it is confirmed in the cadence and length of the step in common time, he will change to quick time; he will also exercise the battalion in marching by a flank, and, to effect this, will command, •

1. *Battalion.* 2. *Right—FACE.* 3. *Forward—MARCH.*

1394. At the second command, the captains and covering sergeants will place themselves, as prescribed, No. 557. The lieutenant and sergeant on the left flank face and march in their respective ranks.

1395. But, when the battalion marches by the left flank, the captains and covering-sergeants will face and march in their respective ranks; the sergeant, who was on the left of the line, will place himself in front of the front rank, and the lieutenant, who was on the same flank, will place himself by the right side of this sergeant, to conduct the march.

1396. Whether the battalion march by the right or left, the lieutenant-colonel will take post opposite the leading file, and the major, opposite the colors; and both on the front rank side of the battalion, removed from it about six paces.

1397. At the third command, the battalion will step off smartly; the sergeant, placed in front of the leading file, will preserve the exact length and cadence of the step, and march straight forward.

1398. The lieutenant-colonel and major will march always the same step as the head of the battalion, and these give the step to the battalion.

1399. The captains and file-closers will vigilantly observe, that the files

neither open nor crowd, and that they regain their distances, insensibly, should they have lost them.

1400. To wheel by file, the colonel will command,

1. *By file, right (or left.)* 2. MARCH.

1401. The files will wheel, conforming to the principles prescribed, No. 563.

1402. The colonel will, in this lesson, cause the battalion to wheel to the right and left in such manner, that it may exhibit different divisions wheeling at the same time, some to the right, and some to the left, without any alteration of the step, or loss of the lock-step.

1403. This lesson is one of the best that can be given to confirm the battalion in the cadence and lock-step.

ARTICLE NINTH.

To Form Line by File on the Left or Right.

1404. If the battalion, marching by the left flank, is to form line on the left, the colonel having determined the line, the lieutenant-colonel will place two markers on it, distant from each other about the front of a company, and so situated as to present the left shoulder to the battalion, when in line.

1405. The head of the battalion having arrived nearly opposite to the first marker, the colonel will command,

1. *On left, by file, into line.* 2. *Captains, heads of—COMPANIES.*
3. MARCH.

1406. At the second command, all the captains place themselves on the right of the leading file of their respective companies, except the captain of the left company, who takes the place of the lieutenant on the left; the latter will move to the rank of file-closers.

1407. At the word MARCH, the sergeant on the left of the front rank of the battalion will turn to the left, and press his breast against the left arm of the first marker on the line; the battalion will form, successively, by file, on the left, conforming to what is prescribed in the *School of the Company*; each captain will place himself on the line, at the same time with the front rank man on the left of his company, posting himself on the left of that man.

1408. The guide of the right of each company, except that of the company of the left, will place himself on the line of the markers, opposite to the right of his company, at the instant when that file arrives on the line.

1409. The colonel will then command,

Guides—POSTS.

1410. At this command, the captains, the lieutenant on the left, and the guides, will resume their places in line; the two markers will retire.

1411. If the battalion be marching by the right flank, the movement will be executed by inverse means, the second command being omitted.

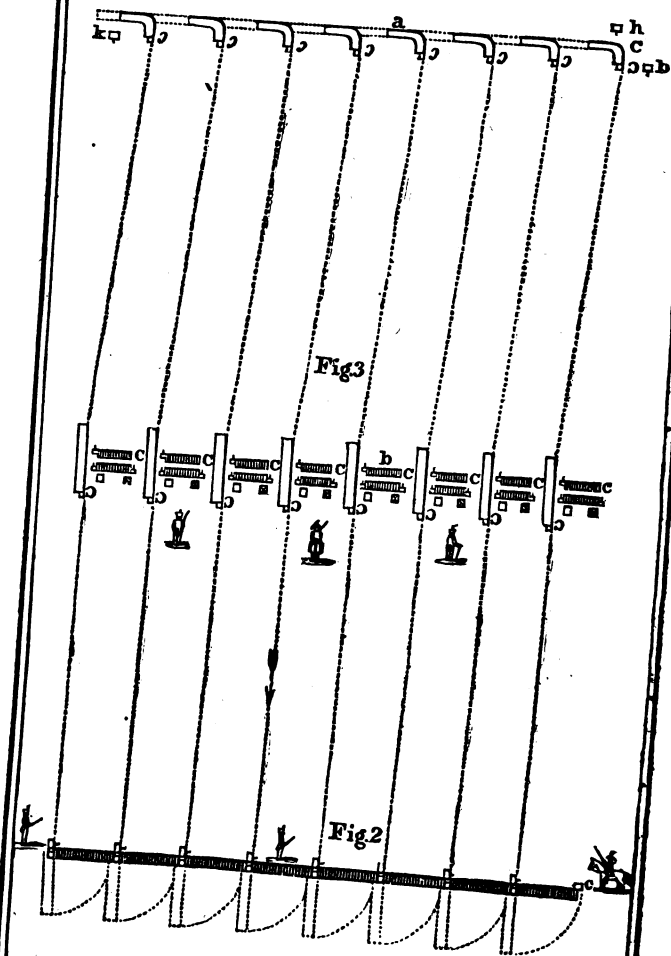
1412. The two markers, placed previously on the line, will have their right shoulders nearest to the battalion when formed.

1413. The guide of the left of each company, except that of the company on the right, will place himself in the line of the markers, at the instant when the last file of the company arrives on the line, posting himself in front of that file.

1414. The colonel will superintend the successive formation of the companies, following up each as it forms.

1415. The lieutenant-colonel will regulate the positions of the guides, and will prevent the men of the front rank, in dressing up to the line, from passing it.

Fig.1



ARTICLE TENTH.

Passage of Lines.

Movement of the First Line, retiring.

1416. (*Pl. XXI. Fig. 1.*) The battalion being supposed of the first line, retiring in line, and about to pass through the second line; when about twenty paces from it, the colonel will command,

1. *Battalion, by the left flank.* 2. *Companies, by file right.*
3. **MARCH.**

1417. At the word **MARCH**, the battalion will face to the left, in marching; the head of each company will disengage, and wheel to the right; immediately the color-rank and the general guides will resume their places; the covering sergeant of each company, placed before the leading file of his company, and the captain, placed by his side, will direct their march towards the respective openings made in the second line for their passage.

1418. The intervals between the companies, marching by the flank, will be preserved by the left, as well as the alignment of the heads of companies.

1419. The colonel, after passing about one hundred paces beyond the second line, will command,

1. *Battalion.* 2. **HALT.** 3. **FRONT.** 4. *Left—DRESS.*
5. *Left into line, wheel.* 6. **MARCH.**

1420. (*Pl. XXI. Fig. 2.*) At the second command, repeated by all the captains, the battalion will halt;

1421. At the third, the captains, placed by the side of their guide of the right, will each move to the front of the centre of his company; the colonel, placed before the guide of the left of the first company, will rectify the position of the guides, previous to giving the fourth command.

1422. At the fourth word, given when the guides are correctly established, each captain will conform to what is prescribed in No. 1031.

1423. At the moment the first company has passed the second line, the colonel, placing himself in rear of its captain, will indicate to him a point of direction in front, if any offer; the captain will immediately take intermediate points, or the lieutenant-colonel will proceed, quickly, thirty or forty paces in front of the captain, who will take two points on the ground, between himself and the lieutenant-colonel, and, successively, new points, as he advances.

1424. The colonel will see that order is preserved, and the company distances maintained, and that the first company marches accurately in the direction given.

1425. The lieutenant-colonel (*b*), placed a few paces on the left of the first company, and the major (*k*), placed also on the right of the left company, will see that the leading flanks of the companies march well aligned.

Movement of the Second Line in the Passage of Lines.

1426. The battalion being supposed of the second line, and that, from a halt, platoons are to double, in order to open passages for the first; the colonel will, in sufficient time not to retard the movement of the battalion of the first line, command,

1. *Battalion, double platoons.* 2. *Second platoons.* 3. *Right—FACE.*
4. **MARCH.**

1427. At the first command, all the captains will step quickly in front of the centre of their respective companies.

1428. (*Pl. XXI. Fig. 3.*) At the second command, each will caution the first platoon to stand fast, and the second to face to the right;

1429. At the third, the second platoon of each company will face to the right; the captain will cause immediately the two files on the right to disengage to the rear;

1430. At the fourth, the second platoon of each company will march by the right flank in rear of the first, at the distance of one pace from the rear rank; and will be halted by its chief, who, from the rear, will command,

1. *Platoon.* 2. *HALT.* 3. *FRONT.* 4. *Left—DRESS.* 5. *FRONT.*

1431. At the last word, the officers of each company will arrange themselves as follows: the captain and second lieutenant on the right and left, respectively, of the front rank of the first platoon; the ensign and third lieutenant on the right and left, respectively, of the rear rank of the second platoon; and the other file-closers, in rear of the second platoon, equidistant from each other.

1432. If the number of company officers be not complete, flanks must be covered by substituting sergeants. This arrangement has for object to prevent the first line, should it pass in disorder, from deranging the second.

1433. The battalion of the first line having passed, the colonel of the second line will command,

1. *Second platoons, into line.* 2. *Left—FACE.* 3. *MARCH.*

1434. At the word *MARCH*, the second platoons will march by the left flank, and, when unmasked, their chiefs will command,

1. *Platoon.* 2. *HALT.* 3. *FRONT.* 4. *Right—DRESS.*

1435. At the instant the second platoons march, conducted, each, by its first lieutenant, the other company officers, who had shifted, resume their habitual places in line.

1436. This arrangement for the passage of lines, which has been considered here as applicable to retiring, may be equally applied to offensive operations, to replace the first line by fresh troops of the second.

1437. In this last case, the battalion of the second line will advance, in line, in order to approach the first; and the colonel, in sufficient time not to interfere with the movement about to be executed by the first line, will command,

1. *Battalion, double platoons.* 2. *Second platoons—MARCH.*

1438. At the second command, the second platoon of each company will mark time; as soon as the first platoon shall have cleared its flank, the second will oblique to the right, in order to double in rear of the first; these movements must be executed on a caution from the chief of the second platoon, in the rank of file-closers; the officers will post themselves as in No. 1431, and the battalion will continue to advance in this order.

1439. The second lieutenants, placed on the left of the first platoons, will, in the right wing, preserve platoon distances between themselves and the captain of the company next to them, on the left.

1440. The second lieutenant, on the left of the first platoon of the color-company, will march in the trace of the bearer of the regimental colors, whom the major will cause to incline to the right, so as to cover the second lieutenant on a line perpendicular to the front.

1441. The captains of the left wing will preserve platoon distance between themselves and the second lieutenant on the left of the first platoon of the company next on their right.

1442. The color-guard will double with the platoon to which it belongs, but the color-rank and general guides will remain in front.

1443. The colonel of the battalion in the first line, seeing the second line arrived within about twenty paces of him, will command,

1. *By right of companies, rear.* 2. *Battalion, right—FACE.*
3. *MARCH.*

1444. The battalion of the first line will file through the second, halting
144

at the distance which may be prescribed; and then form line as explained above.

1445. As soon as the first line has passed, the colonel of the battalion of the second will command,

1. *Second platoons, into line.* 2. *MARCH.*

1446. At the word *MARCH*, the second platoons will oblique to the left; the officers will resume their places in line, and the first platoons continue to march steadily forward.

1447. As soon as the second platoons are unmasked, the chief of each will command,

1. *Forward.* 2. *Quick—MARCH.*

1448. The second platoons will move up to the line, taking, of their own accord, the step and alignment.

1449. The colonel of the battalion of the second line may halt it as soon as the first has passed; the second platoons will then quickly deploy into line, at the command, *Second platoons, into line*; or the battalion may continue to advance for some time previous to halting.

General Remarks on the Passage of Lines.

1450. It is supposed, in this article, that the companies retiring march by the right flanks; but the colonel of the battalion of the first line may cause the movement to be executed by the left of companies; in this case, the companies will preserve distances, and alignment of leading flanks, by the right, (the proper left,) and form line to the right.

1451. In order to execute the various movements explained in this article, the colonel will sometimes suppose the battalion, of the first, and sometimes of the second line.

1452. If the front of companies be not less than twenty-eight files, giving to sections a front of seven files, it will be preferable to double fourth sections in rear of third sections, in the passage of lines.

1453. In this case, the colonel, in the commands, would substitute *sections for platoons*, and the movement be executed on the principles above, the fourth sections would double in rear of the third sections, and form up into line by command of the chiefs of the former, (first lieutenants,) who will also substitute, in the commands, *sections for platoons*, and the company officers arrange themselves as follows:

1454. Captains and second lieutenants place themselves on the right and left, respectively, of the front rank of companies; that is, of the three sections in line; third lieutenants on the left of fourth sections in the rear rank; the other file-closers in the rear of the first, second and fourth sections.

ARTICLE ELEVENTH.

Change of Front.

1455. The battalion being in line, the colonel, wishing it to change front, will place two markers on the new direction, distant from each other something less than the front of a company, and in front of that which is to be the base of alignment.

1456. It is supposed here, that the colonel wishes to change front forward on the first company; he will place two markers as just explained, and will direct its captain to establish it close to, and in rear of, the markers; when this is effected, the colonel commands,

1. *Change front, forward, on first company.*

2. *Companies, right—wheel.* 3. *MARCH.*

4. *Forward—MARCH.* 5. *Guides right.*

1457. (*Pl. XXII. Fig. 1.*) At the second command, the captains will move in front of the centre of their companies;

1458. At the third, the companies will commence wheeling to the right on a halted pivot; when the colonel perceives that they have sufficiently wheeled, he will give the two last commands.

1459. At the fourth command, the companies will cease wheeling, and will march straight forward;

1460. At the fifth, they will touch elbows towards the right; and the whole will conform to what is prescribed, No. 1181, and following.

1461. The formation being accomplished, the colonel will command,

Guides—POSTS.

1462. To change front to the rear on the first company, the colonel, after having caused this company to be established on the new direction, and a marker to be placed in front of the file on the right and left, will command,

1. *Change front, to the rear, on first company.*

2. *Battalion, about—FACE.* 3. *Companies, left—wheel.*

4. *MARCH.* 5. *Forward—MARCH.* 6. *Guides left.*

1463. (*Pl. XXII. Fig. 2.*) At the second command, all the companies, except the first, will face about;

1464. At the third, the captains of the companies which have faced about, move in rear of the centre of their companies, two paces from the front (become rear) rank.

1465. At the fourth word, the companies will commence wheeling on a halted pivot.

1466. At the fifth command, they will cease wheeling, and move straight forward towards the new line;

1467. At the sixth, they will touch elbows to the left, and the guide placed on the right flank of each (become the left) will conform to what is prescribed, No. 1460.

1468. The right (become the left) of the second company having arrived opposite to the left of the first, already established on the new line, the captain of the second will command,

1. *Left turn.* 2. *MARCH.*

1469. The second company will *turn* to the left, march forward, and be halted by its captain, when arrived at the rank of file closers of the first company; the captain will then cause the second company to face about, and will align it, as already prescribed in successive formations.

1470. All the other companies will execute what has been prescribed for the second company.

1471. The formation being effected, the colonel will command,

Guides—POSTS.

1472. The colonel will cause the battalion to *change front forward, or to the rear, on left company*, on the same principles.

1473. The colonel will superintend the general execution of the movement.

1474. The lieutenant-colonel will correct, if necessary, the position of the guides as they come on the line, conforming to what is prescribed in successive formations.

1475. The colonel may cause the battalion to change front on any central company, and at any required angle. In this case, one of the wings will change front forward, and the other to the rear, both conforming to what has been prescribed.

1476. If, for instance, the change of front is to be executed on the fifth company, and if the left wing is to be thrown forward, and the right to the rear, the colonel will place two markers on the new direction, in front of the fifth company, and will order its captain to establish it on the markers.

1477. The fifth company being thus established in the new direction, the fourth company is to be formed on the new alignment, by command

FIG. 1.

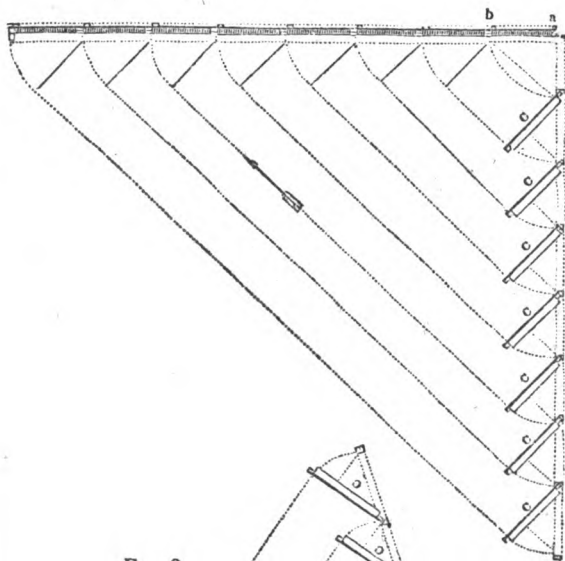
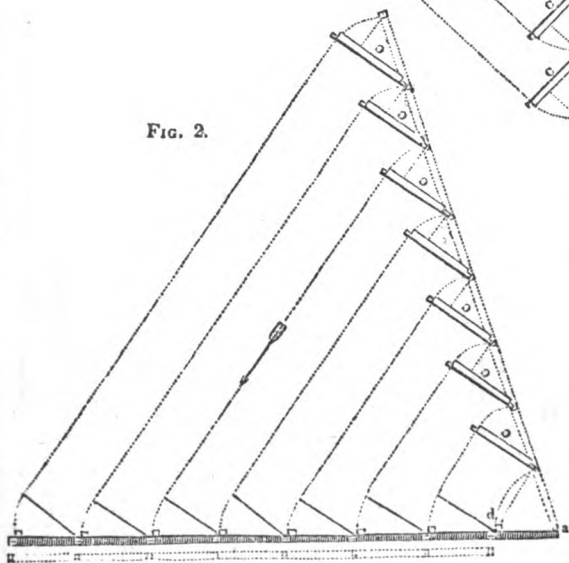
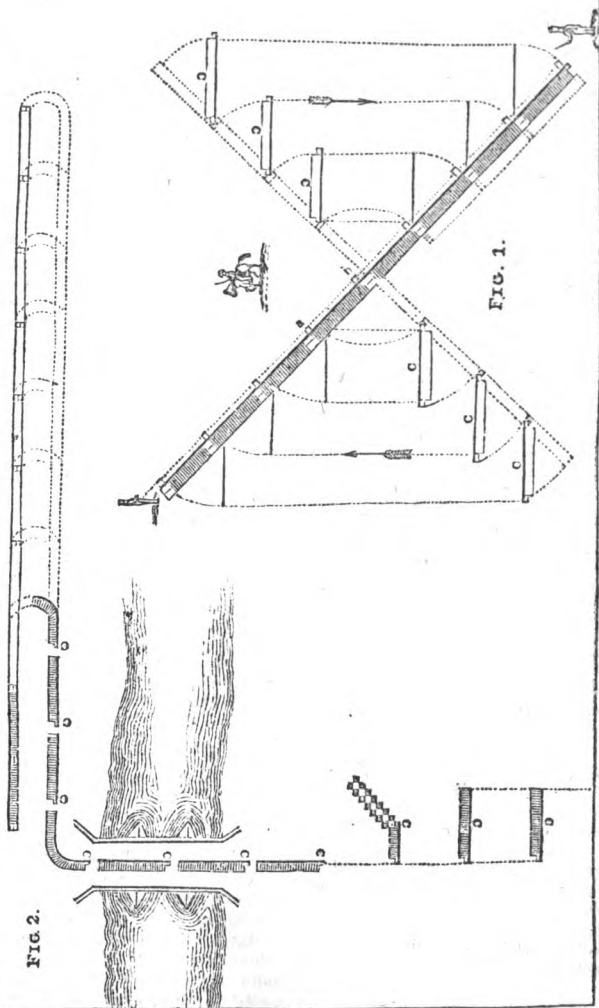


FIG. 2.





from its captain; and the guide of the right of the fourth company will immediately station himself before the file on the right of his company, and covering the markers placed before the fifth; the colonel, having verified the position of this guide, will command,

1. *Change front on fifth company—left wing forward.*
2. *Right wing, about—FACE.* 3. *Companies, right—wheel.*
4. *MARCH.* 5. *Forward—MARCH.* 6. *Guides right.*

1478. (*Pl. XXIII. Fig. 1.*) At the second command, all the companies, to the right of the fourth, will face to the right about.

1479. The movement will be executed according to the principles prescribed above.

1480. When the movement is a central one, as in this instance, the lieutenant-colonel rectifies the position of the guides of the right wing, as they come up on the line; and the major will correct, if necessary, the position of those of the left wing.

Remarks on Changes of Front.

1481. When the new direction is nearly at right angles to that of the battalion, the companies wheel, about the eighth of the circle, before they march forward; but, when the two lines are oblique to each other, the less the angle, so much the less ought the companies to wheel previous to marching forward; and, when the angle is very acute, the colonel will cause the companies to wheel only as much as will disengage them from each other.

1482. The precision of the movement depends on the colonel's aptitude of judging by the eye, (*coup d'œil*), relative to the instant at which he ought to give the words, *Forward—MARCH.*

1483. If the new line form a very acute angle with the battalion, the companies will arrive on the line, nearly parallel to it, without any necessity for the word, *Right* (or *left*) *turn*, when the companies have arrived opposite to their respective places.

General Remarks on Successive Formations, whether from Column or Line.

1484. It is of the utmost importance, that the divisions be, as they successively come up, rapidly and accurately aligned.

1485. The markers of the leading or directing divisions ought to be established on the new line, in some five or seven seconds, by the proper field and staff officers, and the column or line put in motion as quickly as the commands can be repeated.

1486. A well instructed captain will, at the word *HALT*, given to his division preparatory to dressing up, have already reached the flank, by which his division is to align itself; in an instant more, he will place himself in line, his shoulders square to the front, his person erect, and his eyes turned towards his division.

1487. As soon as he perceives the guide (or marker) of the opposite flank on the alignment, he will, to fix attention on himself, command, *Right*, (or *left*), and, after a pause of a second, loudly add, *DRESS; FRONT.*

1488. If the formation be made on a central division, it is obvious that its captain ought to be exceedingly prompt in dressing it, and placing himself, momentarily, between its ranks, as another captain will have to dress another division, from the same interval.

1489. If the successive formation, by company, for example, be made within reach of the enemy's fire, the colonel may, as soon as he sees the leading or directing company established on the markers, command,

1. *Fire by company.*

1490. At this, the captain of that company will retire, as prescribed, No. 487.

1491. Each of the remaining captains will, on coming on the line, place both of his guides on the base of the alignment, in a manner corresponding with the markers in front of the directing company, and each captain, after giving the command for eyes *front*, will retire as above.

1492. As soon as the colonel perceives two companies established on the line, he will add,

2. *Commence—FIRING.*

1493. This will be executed as has been prescribed in No. 489, and following, for odd and even companies; and, at the word (*Such*) *company*, given by each captain, the guides or markers in its front shall retire.

1494. If, under the same circumstances, the formation be by grand divisions, the two markers would be placed in front of the odd company of the directing grand division, and, on marching up to the markers, the two guides of the even company would place themselves in its front, on the base of the alignment, (at the first command given by the colonel as above,) when, also, both captains of the grand division retire.

1495. The front of each of the other grand divisions would be marked by its four guides.

1496. On seeing the first grand division established on the line, the colonel would give the second command, *Commence—FIRING*, which would be executed as has been just prescribed.

ARTICLE TWELFTH.

Passage of a Defile, in Retiring, from either Wing.

1497. The battalion being in line, and the colonel supposing the defile in rear of the left flank, he will command,

To rear, by the right, pass defile.

1498. (*Pl. XXIII. Fig. 2.*) The captain, on the right flank, will immediately command,

1. *Company.* 2. *Right—FACE.* 3. *MARCH.*

1499. At the word *MARCH*, the first company will step off; the leading file will wheel to the right, march four paces to the rear of the rank of file-closers, wheel again to the right, and march towards the left wing; all the other files of this company will wheel, successively, on the same ground.

1500. The second company will be put in motion, in its turn, by command of its captain, who will cause it to face to the right, when the leading file of the first company has arrived opposite to him, and give the word *MARCH*, so that the leading file of the second company may follow immediately the rear file of the first, but without effort to take up the step of the preceding company; the leading file of the second company will wheel to the right, and all the other files will wheel, successively, on the same ground.

1501. The succeeding companies will execute, each in turn, what has been prescribed for the second.

1502. The first file of the first company, having arrived opposite the defile, supposed in rear of the left flank of the battalion, will wheel, by file, to the left, in order to enter the defile; and all the following files will wheel, each on the same ground.

1503. The companies pass the defile, marching by the flank; or, as the defile widens, sections, platoons or companies will be formed, as may be ordered, according to the principles prescribed.

1504. If it be supposed that the defile is in rear of the right wing, it would be passed on the same principles, but by inverse means; the colonel,

in his command, substituting *left* for *right*, and captains shifting to the left of their companies.

1505. As soon as the first company shall have passed the defile, if the right be in front, the head of the column may change direction to the left, in order to be, afterwards, wheeled up into line; or the head of the column may wheel to the right, in order to form line on the right.

ARTICLE THIRTEENTH.

Column of Attack.

(Omitted, because its formation and deployment are made on the principles of other close columns.)

ARTICLE FOURTEENTH.

Dispositions against Cavalry.

(Omitted.)

ARTICLE FIFTEENTH.

Dispersing and Rallying.

1564. The battalion being in line, the colonel will cause the pioneers' march to be beat; and, on this signal, the battalion will break and disperse.

1565. When the colonel wishes to re-assemble it, he will place two markers and the colors on the line on which the battalion is to assemble and form; after which, he will order the *assembly* to beat.

1566. Each captain will assemble his officers, non-commissioned officers and soldiers, about six paces in the rear of the place which they are to occupy in line.

1567. The colonel will, quickly, cause the color-company to be formed on the line, close to the markers; each company, by order of its captain, will move up, immediately, on the alignment of the color-company, and will be dressed on the line, according to prescribed principles.

SCHOOL OF THE BATTALION,

Arranged in Lessons; for the Exercise of a Battalion.

Lesson I.

- 1st. To open ranks.
- 2d. Manual exercise, and loading in quick time.
- 3d. To close ranks.
- 4th. Loading in quickest time, and the firings.

Lesson II.

- 1st. To break to the right or left, into column.
- 2d. To march in open column, with the cadenced step, for a considerable time, the guide at the head directing the march on two objects taken on the ground; to change direction on the pivot flank, and on the reverse flank; and to form platoons, sections and companies, by doubling and forming up on the march.
- 3d. To countermarch, and repeat the same movements.
- 4th. To change direction by the prompt manœuvre. (Omitted.)
- 5th. To assume the route step; to form platoons and sections; to go through, in succession, the various movements detailed in the article of *Column of Route*.

6th. To halt the column, and to wheel to the left, or right, into line.

7th. To wheel into line, by inversion.

Lesson III.

1st. To form open column of companies, right or left in front, by filing to the rear.

2d. To form line, to the front, and faced to the rear, from column.

3d. To form line, from open column, on the right or left flank.

4th. To march by a flank, and to form companies, platoons or sections on the march.

5th. To prolong the march of the column, in front or rear of the line, and to wheel it to the left, or right, into line.

6th. To change front forward, and to the rear, on the right or left flank, perpendicularly and obliquely.

7th. To change front on a central company, by throwing forward the left or right wing, perpendicularly and obliquely.

Lesson IV.

1st. From line, to form close column of grand divisions or companies, on the right or left division, and in front, or rear of it, or on a central division, with either right or left in front. (Omitted.)

2d. To change direction in close column. (Omitted.)

3d. To countermarch the column.

4th. To march in close column. (Omitted.)

5th. To open out from the head of the column.

6th. To close to half distance, and change direction; to close the column, halt, form column of grand divisions from a halt, and deploy into line. (Partly omitted.)

7th. To form and deploy the column of attack, and to practise the different manœuvres of this column, including the dispositions against cavalry (Omitted.)

Lesson V.

1st. To march in line, advancing and retiring; and to execute the passage of obstacles.

2d. To change direction in line. (Omitted.)

3d. To march obliquely. (Omitted.)

4th. Passage of lines, as a battalion of the first, and as a battalion of the second line.

5th. To march by a flank; to wheel successively by file; and to form line, on the right or left by file.

6th. To pass a defile retiring.

7th. To cause the battalion to disperse and to re-assemble.

Remarks on this Division of the School of the Battalion into Lessons.

1568. The first lesson, which includes the loadings and firings; the second, which includes the march in column, and all that relates to it; the fifth, which comprehends the march in line, and the various movements connected with it, being the most essential parts of this instruction, are, therefore, those that should be most dwelt on, in the exercises of the battalion.

1569. The battalion: which are expert in the execution of the second and fifth lessons will, in a very short time, attain perfection in the execution of the third and fourth.

1570. In marching in line, the men will not be allowed to support arms, until they are thoroughly confirmed in the habit of marching with arms carried.

1571. The quick step will not be used in the instruction of battalions separately, either in marching in line, or in column, or in formations, until they are thoroughly confirmed and grounded in the cadence of the ordinary step.

1572. The non-cadenced, or route step, will not be used in this school, except to repeat the movements relating to a column of route.

EXERCISES AND MANŒUVRES

FOR

LIGHT-INFANTRY AND RIFLEMEN.

1573. BATTALIONS of infantry will be required to execute the light manœuvres both in closed and extended order; for this purpose, and in order that any battalion, or company of a battalion, may act as light troops, colonels will cause their battalions to be principally instructed in the exercises and movements of light-infantry and riflemen.

1574. When the commander intends to manœuvre as light-infantry, he will cause the battalion to unfix bayonets, and command, 1. *As light-infantry*; 2. *Shoulder—ARMS*. (See No. 1585.)

1575. The men and officers are always to understand, when this order is given, that they are to manœuvre as light-infantry.

1576. The object of light-infantry and riflemen, whether in battalion or company, is to protect the advance or retreat, and to cover and assist the manœuvres of large bodies; and these particular instructions are laid down to establish uniformity of movement, and to afford such details as will, under all circumstances, contribute to produce unity of action.

1577. The first principle essential to this object is, the utmost rapidity of movement consistent with order and regularity. When shifting from one position to another, the officers will *always* move in *double quick* time; and, when no particular time is specified, all light-infantry movements in close order, except formations from file, will be in quick time, (of one hundred and twenty paces per minute.) All formations from file, and from extended order, and all extensions, will be executed in double quick time, (of one hundred and sixty paces per minute.) A just discretion, however, is necessarily vested in every commanding officer on actual service; when the double quick time must be sparingly used. In broken grounds, or when rapidly advancing to seize an advantageous point, or in cases of great danger in retreating or assembling, it may always be resorted to; but for common skirmishing, it is liable to exhaust the men. Whenever the company or battalion is to be put in motion in double quick time, or when double quick time is to be assumed on the march, the previous order to *trail arms* will be understood, and arms trailed accordingly.

1578. The organization and habitual formation of light-infantry and rifle companies will be, in all respects, the same as of companies of the line, substituting only two buglers, in lieu of a drummer and a fifer, to each.

1579. The files will be numbered from right to left, and the men particularly instructed to recollect their respective numbers. The right and left files of platoons and sections will be particularly designated as such.

1581. The same order of instruction will be observed as prescribed, *Section II*.

1582. The bayonets of light-infantry companies will, when acting in close order, be fixed by command, Nos. 267, &c.; in open order, whenever the soldier finds it necessary for attack or defence, at his discretion.

1583. Every officer will make himself perfectly acquainted with the bugle signals, and it is suggested that all officers, serving with light corps, should, by practice, enable *themselves*, if necessary, to sound them. Every soldier will be carefully instructed in the use and application of the sig-

nals, and in all their combinations; and should any one, after being thus instructed, forget or be unmindful of them, he will merit the severest reprehension.

1584. The buglers of each regiment or corps, under the direction of the adjutant, will be carefully taught to sound and explain the signals, with all their combinations. As a neglect or disobedience of the above may involve the most serious consequences, too much care cannot be bestowed on these injunctions.

Manual Exercise.

Shouldered Arms.

1585. The firelock in the right hand, nearly against the point of the shoulder; the barrel perpendicular, and to the rear; the ramrod to the front; the right arm almost at its full extent, the right hand embracing the cock and guard; the butt flat along the right thigh, and the left hand hanging by the left side.

Present—ARMS.

1586. **ONE MOTION.** The firelock is raised with the right hand, opposite to the centre of the body, the ramrod to the front, the cock as high as the lowest coat button; at the same time, the firelock is grasped with the left hand, so that the little finger may touch the hammer-spring, the thumb upwards along the stock, the fore-arm kept close to the body without constraint; and the soldier remains steady to the front, with the right hand grasping the small.

Shoulder—ARMS.

1587. **FIRST MOTION.** The firelock is brought quickly across the body to the right side, the left hand seizing the firelock smartly as high as the shoulder; the right, slipping round into the original position when shouldered.

1588. **SECOND MOTION.** The left hand quits the firelock, and is promptly brought, as before, upon the left thigh.

Order—ARMS.

1589. **FIRST MOTION.** The left hand seizes the firelock even with the right shoulder, and raises it by the right hand about two inches.

1590. **SECOND MOTION.** The right hand quits its hold, grasps the firelock round the muzzle, and brings it gently to the ground, the beak even with the toe of the right foot, the wrist pressing against the side, and elbows close to the body.

Shoulder—ARMS.

1591. **FIRST MOTION.** The firelock is thrown at once to the right shoulder, by a jerk of the right hand; the left catches it till the right seizes the firelock at the proper place.

1592. **SECOND MOTION.** Bring the left hand quickly to its position on the left thigh.

Support—ARMS.

1593. **ONE MOTION.** The firelock is brought (by bending the right arm) across the body with the guard upward, and opposite the middle of the body; the barrel resting in the joint of the right elbow; the left hand laid across the right.

Carry—ARMS.

1594. **ONE MOTION.** The firelock is brought smartly to the right side, the left hand to its position.

Trail—ARMS.

1595. **ONE MOTION.** The left hand seizes the firelock at the second pipe; the right seizes it about six inches above the lock, and trails it to the right side at arm's length, the butt a little lower than the muzzle.

Order—ARMS.

1596. **FIRST MOTION.** Raise the muzzle till the firelock is nearly perpendicular.

1597. **SECOND MOTION.** Let it slide gently through the right hand to the ground; slip up the right hand to, and seize it by, the muzzle.

Trail—ARMS.

1598. **FIRST MOTION.** The right hand seizes the firelock as low as possible, without constraint, then raises and catches it about six inches above the lock.

1599. **SECOND MOTION.** Raise the butt till the firelock is nearly horizontal.

Shoulder—ARMS.

1600. **FIRST MOTION.** Raise the muzzle till the firelock is perpendicular.

1601. **SECOND MOTION.** The firelock is thrown at once into the right shoulder, by a jerk of the right hand; the left catches it till the right seizes the firelock at the proper place.

1602. **THIRD MOTION.** Bring the left hand quickly to its position on the left thigh.

To Load as Riflemen.

1603. The instructor will command,

Load by eight commands.

1. LOAD.

1604. **ONE MOTION.** Carry back the right foot, making a half-face to the right, turning on the left heel; let fall the firelock, seizing it with the left hand at the swell, the elbow resting against the left side; the right hand quits its hold, placing the thumb against the top of the hammer.

2. Open—PAN.

1605. **ONE MOTION.** The pan is pushed open with the right thumb; the right hand seizes the cartridge with the three first fingers, carries it to the mouth, which tears off the end, whence it is brought close to the pan.

3. PRIME.

1606. **ONE MOTION.** The priming is shaken into the pan; the pan is shut by the third and little finger; the right hand then slides behind the cock, and holds the small of the stock between the third and little finger and ball of the hand.

4. Cast—ABOUT.

1607. **FIRST MOTION.** The soldier fronts, bringing the right foot to its original position; the rifle is brought, with the barrel outwards, (sliding it with care through the left hand,) to the ground, the butt placed between the heels, the barrel between the knees, which must be sufficiently bent for that purpose; the left hand takes hold near the muzzle, the thumb stretched along the stock.

1608. **SECOND MOTION.** The cartridge is put into the barrel, and the ramrod seized with the fore-finger and thumb of the right hand

5. Draw—RAMROD.

1609. **ONE MOTION.** The ramrod is drawn by the right hand; the left quits the rifle and grasps the rod, the breadth of a hand from the bottom, which is sunk one inch into the barrel.

6. Ram—CARTRIDGE.

1610. **ONE MOTION.** The cartridge is forced down by both hands; the left then seizes the rifle near the tail-pipe; the soldier stands upright, and seizes, with the thumb and fore-finger, the small end of the rod.

7. Return—RAMROD.

1611. **ONE MOTION.** The rod is drawn out, and returned by the right hand, which remains with the ball resting on the head of the ramrod—elbow square.

8. *Shoulder—ARMS.*

1612. **FIRST MOTION.** The left hand carries the rifle to the right shoulder, turning the guard outwards, the right receiving it in its proper position at the small.

1613. **SECOND MOTION.** The left hand is carried quickly to the left thigh.

To Load as Light-Infantry.

1614. The instructor will command,

Load by eight commands.

1. **LOAD.** 2. *Open—PAN.* 3. **PRIME.**

1615. These commands will be executed, respectively, as prescribed, Nos. 1604, 1605 and 1606.

4. *Cast—ABOUT.*

1616. **ONE MOTION.** Without moving the shoulders or feet, press down the butt of the firelock, letting it slide through the left hand, to the ground, the heel of the butt resting on a line with the left toe, the ramrod towards the body, and the muzzle inclined towards the rear, and opposite the right shoulder; the right hand carried as high as, and opposite to, the muzzle; enter the cartridge, and seize the ramrod with the thumb and fore-finger.

5. *Draw—RAMROD.*

1617. **ONE MOTION.** Draw the ramrod, extending the right arm; seize it at the middle, turn it into the barrel, as far as the hand.

6. *Ram—CARTRIDGE.* 7. *Return—RAMROD.*

1618. These commands will be executed, respectively, as prescribed, Nos. 189, 190, 191.

8. *Shoulder—ARMS.*

1619. **FIRST MOTION.** Raise the firelock (with the left hand as high as the shoulder) to the right side; seize it with the right, as prescribed for *Shoulder—ARMS*, turning, at the same time, on the left heel, and bringing the right foot in position.

1620. **SECOND MOTION.** Carry the left hand quickly to its place.

1621. After the company shall be fully acquainted with the mechanism of loading, the instructor will cause it to execute the whole *in quickest time*, by the command prescribed, No. 288.

Firings.

1622. The instructor will cause the company to *fire by company*, by the commands and means prescribed, No. 486, and following, and *by file*, as prescribed, No. 492, and following.

1623. Light-infantry and rifle companies will be particularly instructed in file-firing, *as in open order*, as this will be the mode usually adopted by them in the field. In this fire, the soldier will not be required, as heretofore prescribed, to aim direct to the front, but will be allowed to select his object to the right, left or front. The instructor will command,

1. *Company (platoons or sections.)* 2. *Fire by file, as in open order.*

3. *Commence—FIRING.*

1624. At the third command, the right file of the company (or, it may be, the right files of each platoon or section) will take three paces to the front; the rear rank man of the file will take the last step, obliquely, to the right: each man will then raise the firelock by the right hand, in front of the centre of the body; with the left, seize it, so that the little finger will rest upon the hammer-spring, the thumb extended along the stock, and as high as the mouth; the right thumb on the cock, and the fingers under the guard.

1625. When cocked, (which must be done gently,) the right hand will grasp the small; the soldier will half-face to the right, and place the butt

In the hollow of the right shoulder, move the right foot about eighteen inches in rear of the left, the left knee bent, the body brought well forward; the left hand, without having quitted its hold, supporting the firelock near, and in front of, the lock; the right elbow raised even with the shoulder; the fore-finger on the trigger; the head bent forward, and the cheek resting against the butt; the left eye shut, the right taking aim through the sight: as soon as the soldier has fixed upon his object, he will fire, without waiting for any command.

1626. When the soldier has fired, he will bring the firelock, steadied by the left hand, to the position of *Shoulder—ARMS*; and, facing to the right-about, resume his place, and front; he will then bring the firelock into the position to load, half-cock and proceed to load, as prescribed above.

To Fire and Load, Kneeling and Lying.

1st. Kneeling.

1627. The instructor will cause this to be executed by the commands prescribed, No. 1623, substituting for the second command, therein directed, 2. *Fire and load, kneeling.*

1628. At the third command, the right file (or files) will step forward, as indicated, No. 1624, and assume the kneeling position, as in No. 211, except that, instead of placing the piece on the ground, it will be raised in front of the centre of the body, as prescribed, No. 1624.

1629. Each will then aim, bringing the body well forward, and fire, conforming to what is prescribed, No. 1625.

1630. After firing, the soldier (remaining on his knee) will bring the piece, supported by the left hand, to the right side; the left elbow resting on, and the barrel in a line with, the left thigh; he will half-cock, and then open pan and prime, as prescribed, Nos. 1605, 1606; bring round the firelock with the left hand to the left side, the butt well to the rear, the barrel between the left arm and the body, and held thus, (or by the left hand, as circumstances require,) the muzzle as high as the breast, and three inches in rear of the left knee; he will then insert the cartridge with the right hand, draw ramrod, as prescribed, No. 1617, and ram forcibly home, with one or both hands, as he finds necessary; after which he will return ramrod, as prescribed, No. 1611, and quickly assume the position prescribed, No. 1628: this file will then rise, face about, and resume its place in line.

1631. The second file will then conform to what is prescribed above, and so on, throughout the company, (platoons or sections.)

2d. Lying.

1632. To cause the company to *fire lying*, the instructor will give the commands prescribed, No. 1623; substituting for the second command, therein directed, 2. *Fire and load, lying.*

1633. At the third command, the first file will step forward as prescribed above; and each man of that file will place himself lying flat on his belly, his feet to the rear; in this position he will cock his firelock, holding it (with his left hand) diagonally across and under his breast, aim and fire.

1634. So soon as he has fired, he will turn upon his left side, and rest upon his left elbow; bringing back his piece with both hands until the lock be opposite his breast, the butt resting on the ground; in this position he will half-cock, take out his cartridge with his right hand, prime, and shut pan; he will then, still holding the piece with his left hand, turn upon his back, and throw it to the rear, placing the butt between his heels, with the barrel up, and the muzzle raised above a horizontal position. During this time, he will hold the cartridge, with the utmost care, in the right hand; he will now put it into the barrel, draw ramrod, ram home with the right hand, and return ramrod. After this, he will resume his former position.

lying on his belly, and resting on both elbows, again prepared to fire. This file will then quickly spring up, face about, and resume its place in line.

1635. The second file shall then conform to what is prescribed for the first, and so on, successively, through the company, (platoons or sections.)

Remarks on Firing as in Open Order.

1636. In the above cases of firing *as in open order*, the men will only fire and load *once* at the command; but, when they shall have been taught to *extend*, the instructor will inform the company that they are to fire (after extending) either standing, kneeling or lying: he will then cause the signal to *extend* to be given (see No. 1722); after which, that *to fire*; and the men (thus extended) will commence and continue firing and loading, as directed by the instructor, until the signal to *cease firing*.

1637. In all firings in extended order, whether at a halt, advancing or retreating, the firelock will be brought to the position to cock it, from a trail.

File Movements.

To March by a Flank, to the Right or Left; to Change Direction, Marching by a Flank; to Halt the Company, Marching by a Flank, to Front, and Align it.

1638. These will severally be executed, as prescribed Nos. 556 and following, 562 and following, and 565 and following.

To Advance by Files from the Right or Left.

1639. To effect this, the instructor will command,

1. *Advance by right.* 2. *Company, right—FACE.* 3. *MARCH.*

1640. (Pl. XXIV. Fig. 1.) At the second word, the company, except the first file, (the rear rank man of which will step obliquely to the right and front, placing himself on the right of his file-leader,) will face to the right; the captain will place himself on the left of his first sergeant, who will step in front of the leading man of the front rank.

1641. At the third word, the whole will step off together, each file changing direction on the same ground; the captain will, unless otherwise ordered, be careful to lead, so that the new direction may be at right angles with the original line.

1642. To advance by file from the right of platoons, or sections, would be performed on the same principles; the instructor commanding,

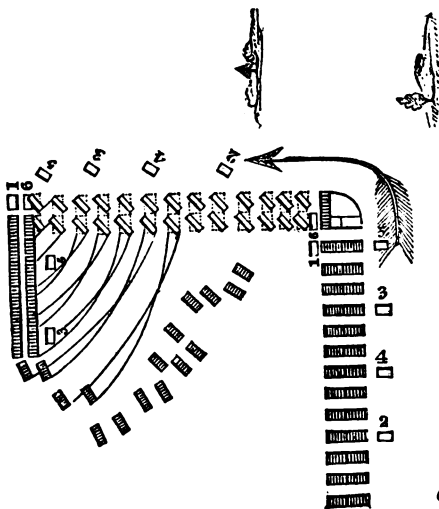
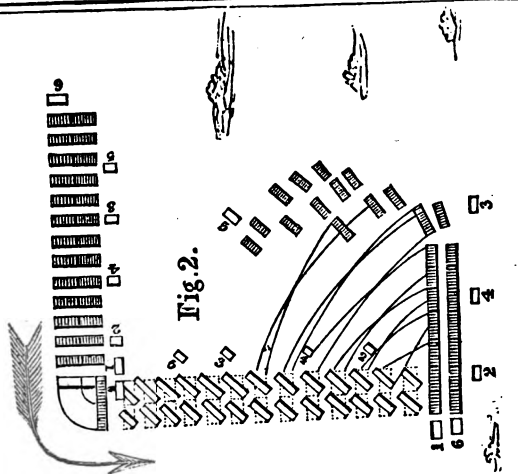
1. *Advance by right of platoons (or sections.)*

2. *Company, right—FACE.* 3. *MARCH.*

1643. At the second word, the captain will place himself as prescribed in advancing from the right of company, and each chief of the other named divisions will pass to the front, by the right of his own division, through the interval occasioned by the right file disengaging to the front, and place himself on the left of his guide of the right, who will have followed, and taken post in front of the leading front rank man of the division.

1644. At the word *MARCH*, the whole will step off together; each division, led by its chief, aligning its head by, and preserving distance from, the right; and conforming to what has been prescribed for the whole company, Nos. 1639, 1640.

1645. Advancing by file from the left of company, platoons or sections, will be executed by inverse means. In all cases, the heads of divisions will align themselves by the proper right of the whole.



To Retire by File, from the Right or Left.

1646. To effect this, the instructor will command,

1. *Retire by right.* 2. *Company, right—FACE.* 3. *MARCH.*

1647. (*Pl. XXIV. Fig. 2.*) At the second command, the company, except the first file, will face to the right; both men of the first file will face to the right-about; the rear rank man will disengage, and the front rank man, by an oblique step, will place himself on his left; the covering sergeant will place himself in front of this latter, and the captain, on the left of the covering sergeant, to lead.

1648. At the word *MARCH*, the whole will step off together; the captain leading the company directly to the rear, and each file following and changing direction on the same ground.

1649. Retiring by file from the right of platoons or sections, would be executed on the same principles; the instructor substituting the commands,

1. *Retire by right of platoons (or sections.)*

2. *Company, right—FACE.* 3. *MARCH.*

1650. Each named division will execute precisely what has been prescribed above for the whole company, and each chief and guide of division will conform to the instructions for the captain and covering sergeant.

1651. Retiring by file from the left of company, platoons or sections, will be executed by inverse commands and means; the captain always proceeding by the rear to the left of his company or division.

To Form Single File.

1652. The company supposed marching by a flank, to form single file, the instructor will command,

1. *Single file.* 2. *MARCH.*

1653. At the second word, each rear rank man, by an oblique (or side) step, will cover his proper file-leader.

1654. If the company were at a halt, and the instructor wished to put it in march by single file, on the above command, the whole would face to the right: at the word *MARCH*, rear rank men would conduct themselves as prescribed above.

1655. To resume the order of double files, the instructor will command,

1. *Double file.* 2. *MARCH.*

1656. At the word *MARCH*, the rear rank men will advance the left shoulder, and move up, in double quick time, till abreast of their respective file-leaders.

Remarks on Single File.

1657. (*Pl. XXV. Fig. 2.*) If a company, advancing from the right or left in single file, were ordered, as will be hereafter prescribed, 1. *Into line*; 2. *MARCH*; the first file would halt; each man would, in succession, move on in the track of the first; when arrived to within one or two paces of that file, turn at right angles to the left, move on till opposite his place in line, then face to the right or left, and move up to his rank in line, thus forming line of battle in two ranks from the march in single file, the rear rank men taking special care to cover their file-leaders.

1658. The company will also be practised, when advancing and retiring by single file, to form in line of single rank; in which case, the instructor will command, 1. *In single rank*; 2. *Into line*; 3. *MARCH*; and it will be executed on the same principles, except that each proper rear rank man takes his place in the single rank on the left of his proper file-leader.

1659. It will be observed, that the above movements are intended to be executed in thick woods, narrow paths, or marshy and difficult ground. Whenever the ground admits, and the intention is to form line in two ranks,

the files will first be doubled, and, at the command, *Into line—MARCH*, each file will move up in echelon, as prescribed, No 1661, and following.

Formations in Line from File.

To the Front.

1660. The company marching by the right flank, the instructor will command,

1. *Into line.* 2. *MARCH.*

1661. (*Pl. XXIV. Fig. 1.*) The front rank man of the leading file will halt; the man of the rear rank will cover him by a side step to the left and rear; the other files will advance the right shoulder, and form upon the leading file, moving over the shortest space to the new line.

1662. The captain will shift to the right, and his first sergeant will cover him; the former will correct the alignment of each file as it comes on the line, adding the command, *FRONT*.

1663. Forming line to the front (the company marching by the *left* flank) would be executed by inverse means; the captain resuming his place on the right, on commanding *FRONT*.

On the Right.

1664. The company marching by the right flank, and the instructor wishing it to form line on the right, he will command,

1. *On right into line.* 2. *MARCH.*

1665. At this word, the captain and covering sergeant will turn quickly to the right, advance two paces, and halt, the latter stepping in the rear, so as to cover the former. Each file will turn in succession to the right, advance two paces, and align itself on the men who preceded them.

1666. The whole being aligned, the captain will command, *FRONT*.

1667. The company, marching by the left flank, would form line on the left by inverse commands and means; the captain shifting to the right after giving the last command.

Faced to the Rear.

1668. The company, marching by the right flank, would be formed facing to the *then* rear, by the commands,

1. *Rear into line.* 2. *MARCH.*

1669. At the second word, the front rank man of the leading file will halt, and face to the left-about; his rear rank man will wheel to the left-about, and cover him.

1670. The other files will advance the left shoulder, and pass over the shortest space to, and cross the new line; halt, and turn to the left-about, cast their eyes to, and dress by, the right.

1671. The captain will shift to the right, superintend the alignment, and add, *FRONT*.


1672. (*Pl. XXIV. Fig. 2.*) Marching by the left flank, this movement would be performed by the same commands, and by inverse means.

To Advance by Files from the Centre.

1673. To effect this, the instructor will command,

1. *Advance by centre.* 2. *Company, inwards—FACE.* 3. *MARCH.*

1674. (*Pl. XXV. Fig. 1.*) At the second word, the men will face inwards, except the two centre files, (the left of the first and right of the second platoon,) who will advance one pace obliquely to the right and left, to admit their two rear rank men between them, who will advance for this



purpose; the first sergeant will take post in front of the left man of the two in the centre, and the captain in front of the other.

1675. At the word MARCH, the whole will step off together, the captain conducting the four leading men directly to the front; each file of the first platoon will change direction in rear of, and follow the two right hand leading men, and the files of the second platoon in like manner will follow the two left; the company thus marching, its two platoons side by side; the first platoon by the left, and the second by the right flank, and the whole in four files, the two exterior files formed by the front rank: so soon as the company shall have advanced the front of a platoon, the file-closers (who will have run to the centre, at the commencement of the movement) will take the step, and follow the march of the company.

Advancing by Files from the Centre, to Form Line to the Front.

1676. To effect this, the instructor will command,

1. *Into line.* 2. MARCH.

1677. At the second word, the two centre of the four leading men will halt; the two of the front rank will step obliquely to the left and right, covering them in front.

1678. The men of the first platoon will advance the left, and those of the second the right, shoulder, and move over the shortest line to the front; cast their eyes to, and align themselves on, the two centre files: the captain will proceed to the right of the company, superintend the alignment, and add the command, FRONT, when the alignment is complete: the file-closers will resume their places in rear of the line.

Advancing by Files from the Centre, to Form Line on either Flank.

1679. The instructor, wishing the company (advancing by file from the centre) to form line on the right flank, will command,

1. *Right into line.* 2. MARCH.

1680. (*Pl. XXV. Fig. 1.*) At the last word, the right hand files (those of the first platoon) will halt and face to the right, the captain and covering sergeant proceeding, by the front rank, to their posts on the right, whence the former will align the company. The first of the left files (those of the second platoon) will pass the rear of the left of the first platoon, turn to the right, and form line on it; the remaining files will turn, successively, and form line on the right, the whole casting their eyes to the right flank: the file-closers will conform to the movement, and resume their posts in rear of the line.

1681. The captain will then command, FRONT.

1682. Forming line on the left will be executed by inverse means, the left files halting and facing, and those of the right forming line on the left; the captain will proceed to the left flank, to align the company and resume his post, on giving the word FRONT.

To Retire by Files from the Centre.

1683. To retire by files from the centre, the instructor will command,

1. *Retire by centre.* 2. *Company, inward—FACE.* 3. MARCH.

1684. At the second word, the men will face inwards, except the two centre files.

1685. The two centre files will face about; the two rear rank men will advance one step obliquely to the left and right; the two front rank men step between them. The captain and first sergeant will shift by the rear, and take post as in advancing—the former on the left of the latter.

167

1686. At the word **MARCH**, the four leading men will be conducted by the captain directly to the rear, and the remaining files of the company will follow, as in *advancing* by files from the centre.

Retiring by Files from the Centre, to Form Line faced to the then Rear.

1687. The instructor, wishing the company, retiring as above, to form line faced to the original front, will command,

1. *Rear into line.* 2. **MARCH.**

1688. At the second word, the two front rank men of the leading four will halt, and face about; the two rear rank men will turn about, inwards, and cover the former; the men will advance, those of the first platoon the right, and those of the second the left, shoulder, move over the shortest space, cross the line, face about, and dress by the centre.

1689. The captain will shift to the right, followed by his covering sergeant, correct the alignment, and add, **FRONT.**

Countermarch.

1690. The company, standing in line, would be countermarched by the commands and means prescribed, No. 717, and following.

Change of Front.

1691. To change the front of the company, halted in line, the instructor will command,

Change front to the right.

1692. At this word, the captain will step one pace to the front, face to the left, and command,

1. *Company, right—FACE.* 2. *Into line.* 3. **MARCH.**

1693. At the first command, the men will face to the right. At the word **MARCH**, the front rank man on the right will stand fast, and the rear rank man of the same file cover by a side step to the left and rear; the remaining files will advance the right shoulders, and move over the shortest space to their places in the new line, and dress by the right as they come up; the rear rank men will carefully conform to the movement of their respective file-leaders.

1694. The captain (who has, after giving the above command, resumed his place on the right of the company) shall carefully superintend the alignment of the men, as they arrive on the line, and then promptly command, **FRONT.**

1695. It is a rule, to be invariably observed by the men, in all manoeuvres, that, on coming into line, they are to close in upon, turn their heads towards, and fix their eyes on, the dressing point, align themselves without further command, and steadily maintain that position of the head, until the command **FRONT.**

1696. The change of front to the left would be executed by inverse commands and means; the captain, on hearing the command from the instructor, will run quickly to the left of his company, face towards its right, and give the commands prescribed above, substituting *left for right*; align the company by the left, and proceed promptly to the right on ordering, **FRONT.**

To Break into Column.

1697. The company standing in line, and the instructor wishing it to break into column of platoons, right in front, he will command,

1. *Column of platoons to the right.* 2. *Company, right—FACE.*

1698. At the second word, the whole will face to the right; the captain will step one pace to the right, and face to the left; the first lieutenant will run quickly round the left flank of the company, one pace in front; each will then give the caution, *Platoon, into line.*

1699. On hearing the cautions of the chiefs of platoons, the instructor will add,

3. MARCH.

1700. At the third command, each platoon will execute what has been prescribed for the company in the preceding.

1701. At this command, also, the captain will pass rapidly to the point where the left of his platoon will rest, quickly post his first sergeant (who will move from the right) as guide of the left; the first lieutenant will run to the point where the left of his platoon will rest, and post his guide of the left.

1702. Each chief, after aligning, will command, *FRONT*, and take his place in front of the platoon.

1703. Column of sections will be formed by similar commands and means, substituting *sections for platoons*, with this difference, that, at the second command from the instructor, the chiefs of the second and third sections will each place himself in rear of the right file of his section, whence he will give the caution; at the word *MARCH*, he will run through the interval caused by the movement of the rear files of the division on his right, to the point where the left of his division will rest.

1704. A column, left in front, will be formed by inverse commands and means.

To Resume the Formation in Line.

To the Left.

1705. The instructor will command,

1. *Left into line.* 2. *Column, left—FACE.*

1706. At the second command, all the divisions will face to the left: the instructor will then add,

3. MARCH.

1707. The captain will instantly proceed to the point where the right will rest, and each of the other chiefs of division, by the left, to his place in the rank of file-closers; the files of each division will advance the left shoulders, and form to the front, as in No. 1693, and then align themselves by the right: the captain will then command, *Company—FRONT.*

1708. At this word, the guides will resume their position in line.

1709. The open column would be put in march, execute the various changes of direction, and be halted, by the means prescribed, No. 609 and following, No. 623 and following, and No. 641 and following.

On the Right or Left.

1710. The column, right or left in front, would form line on the right or left, in the manner prescribed, No. 726 and following, except that the commands to *halt* or *dress* will be omitted; the men halting and dressing on coming into line, and remaining with their eyes to the right, until the word *FRONT*, given by the captain, when he sees the company aligned.

Diminishing and Increasing Front, by Platoons and Sections.

Diminishing.

1711. The company, marching in line, the instructor will command,

P

1. *Break into platoons.*

169

1712. At this word, the chiefs will place themselves in front of their respective platoons; the chief of the first will caution his platoon to march steadily forward; the chief of the second will command, *Platoon—by the right flank*; the instructor will then add,

2. MARCH.

1713. The first platoon will march steadily to the front, the first sergeant shifting to the left; the second platoon will face to the right on the march, and march by its right flank, until its left file arrives opposite its chief, who will have halted on the line of direction of the guide of the first, and who will command, 1. *FRONT*; 2. *MARCH*; 3. *Guide left*.

1714. The company, marching by platoon, would be broke into section on the same principles; the instructor substituting, in the commands, *sections* for *platoons*.

Increasing.

1715. The company marching by section, the instructor, wishing to increase its front, would command,

1. *Form platoons*. 2. *MARCH*.

1716. At the first word, the chiefs of the first and third sections will command, *Section—by the right flank*; and the chiefs of the second and fourth will caution their sections to march steadily forward.

1717. At the word *MARCH*, the first and third sections will face to the right, on the march, and file past their respective chiefs, who will have halted opposite the inner flanks of the second and fourth sections; and who will, when the rear file shall have passed, command, 1. *FRONT*; and, when his section has united with its corresponding one, he will add, 2. *MARCH*; 3. *Guide left*: the chiefs of the second and third sections will resume their places in the rank of file-closers.

1718. A further increase to company front would be executed on the same principles.

1719. The front of a column, left in front, would be diminished or increased on the same principles, but by inverse means.

Column of Route.

1720. The company, marching in column, would assume, if necessary, the route step, by the commands and means prescribed, No. 682, and following.

1721. Partial diminution of front, by breaking off files, and increase, by forming them up, would also be executed as prescribed, No. 663, and following.

To Extend.

1722. A company may extend in file, or in single rank, from any part and with any interval between the ranks and between the files.

1723. The habitual interval between extended files will be six paces in open grounds; but in woods or broken grounds, it may be increased; though, under no circumstances, is it advisable to extend more than twelve paces. When the instructor wishes the extension to be at a greater or less interval than the habitual one, he will prefix to the command *EXTEND*, the words *four* (ten or other) *paces*.

1724. The extension will always take place from the point where the bugle sounds, or whence the command issues.

1725. The instructor, wishing the company to extend to the right, would repair to the left file, and command,

Right—EXTEND, (or, *Right paces—EXTEND*.)

1726. (*Pl. XXX. Fig. 4.*) At this word, (or, it may be, signal,) the men, except the left file, will face to the right, trail arms, and move in *double quick time*; the front rank man of the first file will immediately take up

points in prolongation of the line, to which he will conform as far as the ground will admit; each file will follow the trace of that in front, halt, and front when at the requisite distance from that in rear. The rear rank man of each file will caution his front rank man, in an under tone, when to halt; and he will judge of the distance by casting his eye over the shoulder. It will thus always be the duty (in extending in file) of the front rank man to preserve the direction, and the rear rank man, the distance.

1727. If the extension were to be to the left, it would be effected by inverse commands and means.

1728. If from the centre, or any central point, the instructor will repair thither, and command,

To the flanks—EXTEND, (or, To the flanks paces—EXTEND.)

1729. (*Pl. XXX. Fig. 3.*) At the command, (or signal,) the files, except that opposite the instructor, or bugle, will face outwards, and conduct themselves as prescribed above.

1730. To extend in single rank, the instructor will command,

Right, (left, or to the flanks,) in single rank—EXTEND.

1731. At this command, the whole will face, as prescribed, and the rear rank men immediately, on the march, by a side step, cover their file-leaders; the whole thus forming one rank. In this case, each man will regulate the distance of the one in his front, and caution him to *halt*, when at the prescribed number of paces.

1732. In elementary instruction, the distance will be frequently varied, in order to accustom the men to judge accurately by the eye.

Supports and Reserves.

1733. Supports and reserves will be designated previous to extending, and the total of these will vary according to circumstances, a *platoon* or *section* for a company, as the ground may be more or less *open* or *enclosed*.

1734. (*Pl. XXX. Fig. 3.*) When a company approaches the ground where it is to extend, it will *halt* with one section, or any other proportion of the company; this section will constitute a *reserve*, and remain imbedded at a convenient distance in rear of the line of skirmishers. The captain will designate the number and strength of the *supports*, each to be commanded by an officer, if practicable; these supports will advance, with the sections to which they belong, about one hundred paces, and halt: the remainder of each section will continue to advance to about the same distance farther to the front, whence, on a signal to that effect from the reserve, or a command from its own chief, take extended order. The captain will previously have designated the file from which the extension will be made.

1735. The *supports* will, by a movement to the right and left, place themselves opposite the centre of their respective lines of skirmishers, and remain imbedded.

1736. The reserve and supports will mutually support and reinforce the line.

1737. When the signal to *relieve skirmishers* is sounded, the reserve will advance; the supports will unite with the reserve, and the whole will extend preparatory to the relief; the relieved line will form a corresponding number of supports and reserves.

1738. The officer in command of the company will usually remain with the reserve to give the necessary signals, or, by means of trusty men of the reserve, and supports, communicate with his parties in front, and, by the rear, with the commander of the column. In like manner, the habitual posts of chiefs of divisions, in extended order, will be with their supports.

1739. In extending, officers will move opposite the particular file they cover in close order; when extended, they are not to confine themselves

to any spot, but will be in constant activity along the rear, within the limits of the ground covered by their particular section or platoon.

1740. (*Pl. XXX. Fig. 3.*) If the object be to mask the deployment of a column, or the movement of a line, the extension should embrace such a space as to envelope the flanks of the party covered; and the better to effect this, the flanks of the chain will be slightly thrown back; if the officers towards the flanks discover that this obvious object is not attained by the specified distance, (although no order to that effect may have been given,) they will cause the files at the extremities to extend, and those towards the centre will conform to the movement.

1741. When a party, in close order, is directed to *extend in advancing* upon a given space, the commander will immediately select objects at the extremities of this space for the two flank files, and equi-distant for the centre file; the flank and centre files will, upon the above order, (or signal,) move upon the selected points. In this manner, the whole will be extending gradually as they advance, and regulate their distances on the march; in this case the reserve and supports will, from the commencement, conform to the movement of the line.

1742. The combined command (or signal) to *advance*, and *extend*, will be given in the above case.

1743. If a company, marching in close order, find it necessary to *retreat* and *extend*, the combined command (or signal) would, in like manner, be given and executed.

To Fire in Extended Order.

1744. In extended order, on the signal being given to *fire*, at a halt, whether in *double* or *single rank*, every man will take deliberate aim at his object, *firing at will*, as prescribed, No. 1624 to 1637, inclusive.

Advancing.

1745. 1st. At the command (or signal) for the whole line to *fire advancing*, the men of each file will keep together, preserving their distances, and aligning themselves as accurately as may be, in the direction from which the command is given, loading and firing as rapidly as is consistent with order and execution; the moment the man in front has fired, he will commence loading, and the other man of his file will pass to the front by the right.

1746. (*Pl. XXX. Fig. 1.*) 2d. When the command (or signal) is given to *advance* and *fire by ranks*, the front rank of each file will fire; the rear rank man will then move forward the designated number of paces, in the manner which will be prescribed, and fire at will: so soon as he has fired, the front rank man will advance again the prescribed number of paces, and, in his turn, fire; and so on alternately.

Retiring.

1747. 1st. When ordered to *fire retiring* by the whole line, the men of each file will not separate, but face about, and fire deliberately at their object, alternately, covering each other while loading, and then retiring together with the line.

1748. 2d. On the signal to *fire retiring*, by *alternate ranks*, the man of the front rank will fire deliberately, and run to the rear by the left of the rear rank man, to the designated number of paces, and instantly load. When he has nearly accomplished this, the man of the other rank will fire so soon as an object presents itself, and run in like manner by the right, and to the designated number of paces, in rear of the other; and so on, alternately.

1749. Firing, advancing or retiring in *single rank*, the odd and even files would advance alternately, preserving their distances of extension.

1750. As a general rule, one of the men of a file should be always loaded

Intervals between Ranks.

1751. For elementary instruction, and at all times when the distance is not specified, the intervals between ranks, when firing, *advancing* or *retiring* by ranks, will be twelve paces, although the commander may vary it according to circumstances. When practicable, the commander will, previous to extending, give the number of paces of interval which is to separate the ranks in advancing or retiring after extension. If he wish the interval between ranks to be greater or less than the habitual one, in advancing or retiring, he will add, after the order to advance or retire, (so many) *paces*, when each man, in advancing or retiring, will pass his file-leader, the designated number of paces.

1752. In firing in extended order, the skirmishers will be governed by circumstances, and fire *standing*, *kneeling* or *lying*, as they may require, and take advantage of any object which presents itself to shelter the person; and for this they may advance a few paces, more or less.

1753. In occupying fences, or the edges of hills, whether in close or extended order, the line will always follow the direction of these objects, provided the salient angles are not too acute; but the men must be very careful to fire clear of each other.

1754. In relieving a line of *skirmishers*, the new line will extend in the rear, out of reach of the enemy's fire, and afterwards run up rapidly to the old line; each file of the former, proceeding straight in rear of the latter, so as to keep them between themselves and the enemy's fire.

1755. If the relief is to take place when halted, each file of the old skirmishers will run straight to the rear, the instant that a file of new skirmishers reaches the line of defence; and, whenever the former is out of reach of the enemy's fire, they will close in upon their supports; should an immediate advance be intended, the relieved skirmishers ought to remain in the line, if covered, instead of exposing themselves to a fire while retiring.

1756. If the relief take place while advancing, the new skirmishers will run up in the same way, and pass briskly in front of the others; the old skirmishers will lie down till they are out of the enemy's fire, after which they close upon their supports as before.

1757. If relieving while retiring, the new skirmishers will extend a considerable distance in the rear, and each cover himself with an object, if practicable. The old line of skirmishers will retire gradually, until within twenty paces of the new; they will then run through the intervals, until out of reach of the enemy's fire, and close.

To Cease Firing.

1758. At the signal or command to *cease firing*, which will be repeated, particularly in extended order, by every officer and file-closer, every man will re-load and maintain his position, if in his proper rank: if not in his proper rank, it will instantly be assumed, the men in the rear passing quickly to the front of their file-leaders.

To Close.

1759. When the command or signal is given to *close*, all the files will face towards the point whence the signal is given, if in their own line, or, if a file has been previously designated, on which to *close*, they will face towards it, and run in double quick time until they are closed. If the signal is sounded from the supports or reserve, and no file has been designated as above, they will close on the supports.

1760. As each file reaches the closing point, it will halt, shoulder arms, and align itself; if the close be upon the centre, the alignment will be on the centre; if to a flank, towards that flank. When the close is ordered, the rear men may be in front, in which case they will shift as they come on the line.

To Recall.

1761. The commander of a column, wishing to recall his skirmishers, would cause *the recall* to be sounded, and this signal would be repeated by the bugle of the reserve; the extended line of skirmishers will instantly run in upon the supports, with them rapidly retreat to the reserve; then, together with the latter, retire to the column. Should the officer commanding the reserve wish to recall his skirmishers, he will simply give the signal, and they will cease firing and run in, as above.

To Halt.

1762. At the command or signal *to halt*, every man will halt in his position; but if they are *advancing firing*, the firing is not to cease, unless the order to that effect be given.

To Annul.

1763. When this signal is sounded, all previous commands are annulled. Each man will remain in his position, re-load, if unloaded, correct his distance and interval, and give attention for the succeeding commands or signals.

To Incline.

1764. When the *incline* sounds, preceded by the signal to the *right* or *left*, each file will advance the reverse shoulder, and gain ground laterally, to the designated flank, preserving, carefully, his distance from the next file toward the point of inclination.

To Throw forward a Flank.

1765. When the signal is sounded of *left* or *right*, and the *advance*, the men will advance the reverse shoulder, and gain to the front and flank; when the *advance* again sounds, they will resume the direct step. In obeying the above signal, the men will take shorter steps in proportion as they are near the pivot flank.

1766. By the above means, the front of a line of light troops may be changed.

1767. When a line of skirmishers, masking the movement of troops, is compelled to fall back, they will do it with perfect deliberation, disputing every inch of ground: when the *assembly* sounds, it is an evidence that the troops are prepared to act, and the skirmishers will unmask the front with the greatest despatch, re-assemble in rear of their respective corps, re-form, and take their positions in line, or such other position as may be designated.

Too fast, (or, too slow.)

1768. When this signal sounds, it will be answered by the bugles of the advanced or flanking parties, to whom it may be directed; the latter will obey the signal, and decrease or accelerate their rate of march accordingly.

Signals.

1769. Simple Signals.

No. 1. <i>To extend.</i>	No. 8. <i>To annul.</i>	No. 14. <i>To incline.</i>
2. <i>To close.</i>	9. <i>To relieve skir-</i>	15. <i>Right.</i>
3. <i>To advance.</i>	<i>mishers.</i>	16. <i>Left.</i>
4. <i>To halt.</i>	10. <i>To recall.</i>	17. <i>Centre.</i>
5. <i>To retire.</i>	11. <i>To assemble</i>	18. <i>Double quick</i>
6. <i>To fire.</i>	12. <i>Too fast.</i>	<i>march.</i>
7. <i>To cease firing.</i>	13. <i>Too slow.</i>	19. <i>Alternate ranks.</i>

Light-Infantry and Rifle Bugle Signals.

No. 1. EXTEND.

No. 2. CLOSE.

No. 3. ADVANCE.

No. 4. HALT.

No. 18. DOUBLE QUICK TIME.

No. 5. RETIRE.

No. 6. FIRE.

No. 7. CEASE FIRING.

No. 8. ANNU.

No. 9. RELIEVE SKIRMISHERS.

No. 19. ALTERNATE RANKS.

No. 14. INCLINE.

No. 15. RIGHT. No. 16. LEFT.

No. 17. CENTRE.

No. 12. TOO FAST.

No. 13. TOO SLOW.

No. 11. ASSEMBLY.

No. 10. RECALL.

1770. The following combinations of the above signals will be required under various circumstances, viz :

No. 1 and 15. <i>To extend from right.</i>	No. 9 and 3. <i>To relieve, advancing.</i>
1 and 16. <i>To extend from left.</i>	9 and 5. <i>To relieve, retiring.</i>
1 and 17. <i>To extend from centre.</i>	15 and 14. <i>To incline to the right.</i>
1 and 3. <i>To extend, advancing.</i>	16 and 3. <i>To throw forward the left.</i>
3 and 6. <i>To advance, firing.</i>	15 and 3. <i>To throw forward the right.</i>
2 and 5. <i>To close, retiring.</i>	3, 6 and 19. <i>To advance, firing, by alternate ranks.</i>
5 and 6. <i>To retire, firing.</i>	16 and 13. <i>The left is too slow.</i>
7 and 3. <i>To cease firing and advance.</i>	

BATTALION.

1771. THE habitual order of battle of a battalion of light-infantry or rifle-men, is the same as that prescribed for a battalion of the line.

1772. The general course of instruction will be the same as that prescribed for a battalion of the line ; and the general duties of the field-officers, in the instruction and manœuvres, will also be the same. Hence, the particular posts of the field-officers, in the following manœuvres, will not be designated.

To Open Ranks ; the Alignment of Open Ranks ; and to Close the Ranks.

1773. The manner of opening and aligning the ranks, is the same as prescribed, No 824, and following ; to close the ranks, will be executed as prescribed, No. 832.

Firings.

1774. A battalion of light-infantry or rifle-men, in close order, may be caused to fire *by battalion, by wing, by company or by file*, by the commands and means prescribed, No. 833, and following. But *the fire by file, as in open order*, will always be conducted by each company, as prescribed, No. 1623, and following.

File Movements.

To March to the Right or Left Flank.

1775. The battalion, standing aligned, will be marched in file to the right or left, by the commands and means prescribed, No. 1393, and following.

To Change Direction, Marching by a Flank.

1776. This will be executed as prescribed, No. 1400, and following.

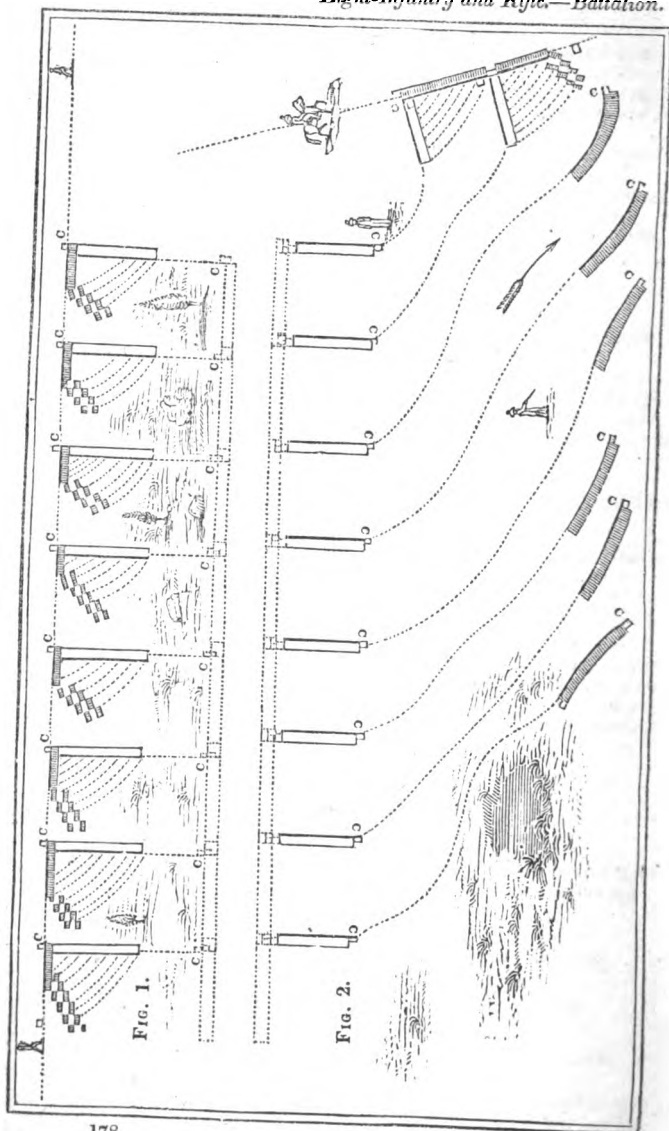
To Advance by the Right (or Left) of Companies.

1777. To effect this, the colonel will command,

1. *Advance by right of companies.*
2. *Battalion, right—FACE.*
3. *MARCH.*

1778. (Pl. XXVI. Fig. 1.) At the second command, the battalion will face to the right ; captains, first sergeants, and the rear rank man on the right of each company, will place themselves as prescribed, No. 1640, and following.

1779. At the word *MARCH*, the whole will step off ; the captain of the



first company will move steadily, upon a line perpendicular to the original line; the captain of the second will conduct his company parallel to, and with its leading file accurately aligned on, the first; the other captains will carefully preserve the distance and parallelism, and align the heads of companies on the two first.

1780. The battalion may be caused to advance from left of companies by inverse means; always, however, aligning themselves by the proper right.

To Retire by the Right (or Left) of Companies.

1781. The colonel will command,

1. *Retire by right of companies.* 2. *Battalion, right—FACE.*
3. *MARCH.*

1782. (*Pl. XXVI. Fig. 2.*) At the second word, the battalion will face to the right, and each company conforms to what is prescribed, No. 1647.

1783. At the command *MARCH*, the whole will step off; each captain aligning by the *proper* right, and conducting as prescribed above.

1784. The battalion may retire by the left, on the same principles.

To Advance by the Centre of Companies.

1785. The colonel will command,

1. *Advance by centre of companies.* 2. *Battalion, inwards—FACE.*
3. *MARCH.*

1786. At the second command, each company will conduct itself as prescribed for a single company, No. 1674, and following.

1787. At the word *MARCH*, the whole will step off, as prescribed, No. 1675; captains carefully preserving distance from, and aligning by, the right.

To Retire by the Centre of Companies.

1788. The colonel will command,

1. *Retire by centre of companies.* 2. *Battalion, inwards—FACE.*
3. *MARCH.*

1789. At the second command, each company will conform to what is prescribed for a single company, No. 1684, and following.

1790. At the third word, the whole will step off; preserving intervals and alignments as prescribed above.

Formations in Line, from File.

To the Front.

1791. The battalion, advancing by the right of companies, to form line to the front, the colonel will command,

1. *Battalion, into line.* 2. *MARCH.*

1792. (*Pl. XXVI. Fig. 1.*) At the second word, the leading front rank man of each company will halt; each first sergeant will halt, face to the right, his right elbow pressed gently against the breast of the front rank man of the right file, and, bringing his firelock before the centre of his body, will carefully cover the guide in his front, on the alignment; the second sergeant of the left company will run up rapidly, and place himself on the line of guides, and near where the left of his company will rest. Each company will then conform to what is directed for a single company, Nos. 1661, 1662; and the captains, after correcting the alignment, will command, *FRONT.*

1793. The colonel will command,

3. *Guides—POSTS;*

Which will be obeyed, as prescribed, No. 1141.

1794. Advancing by the left of companies, the line would be formed by inverse means; the first sergeant of the right company conducting himself as prescribed above for the second sergeant of the left, and together with all the second sergeants acting as guides; captains who would have aligned their companies from the left shifting to the right at the command, *Guides—POSTS.*

1795. If necessary, the whole battalion might form as above, on the same principles, advancing from the right or left of platoons, or even sections, as prescribed, No. 1643, and following.

1796. Were the battalion advancing by file from the centre of companies, the colonel, to form line to the front, would give the same command as for forming line, when advancing by the right: the captain and covering sergeant would spring to the point where the right will rest, at the second word, whence both would conform to what has been prescribed, No. 1792, as would the second sergeant of the left company: the companies would conduct themselves each as prescribed for a single company, No. 1677, 1678.

On either Flank, or at any Angle forward of the Original Line.

1797. The battalion, advancing by the right, left or centre of companies, may be formed in line at any angle with the original line. For example, advancing by the right of companies, the colonel, to form line to the right, will command,

1. *Companies—RIGHT.* 2. *Battalion, into line.* 3. *MARCH.*

1798. (*Plate XXVII.*) At the first command, the captain of the first company will wheel by file to the right, at the angle prescribed by the colonel, who will have placed himself, or a field-officer, at the wheeling point, for that purpose; when arrived at the point where the right is to rest, (also indicated by a field or staff-officer,) the captain will command, 1. *Into line*; 2. *MARCH*; establish his right and left guides, and align his company. Each of the other captains will change direction, conducting his company in such manner, as that it shall regain its parallelism with, and distance from, the company on its right, at least the length of a company from the line to be formed on; and thus, each will arrive perpendicularly on the new line: the captain will then command, 1. *Into line*; 2. *MARCH*; and each left guide will spring on the line, face towards its right, and cover the guides of the first company; the companies will conduct themselves, in the formation, as prescribed, No. 1792; the captain, after aligning his company, will command, 3. *FRONT.*

1799. When the manœuvre is completed, the colonel will command,

Guides—POSTS.

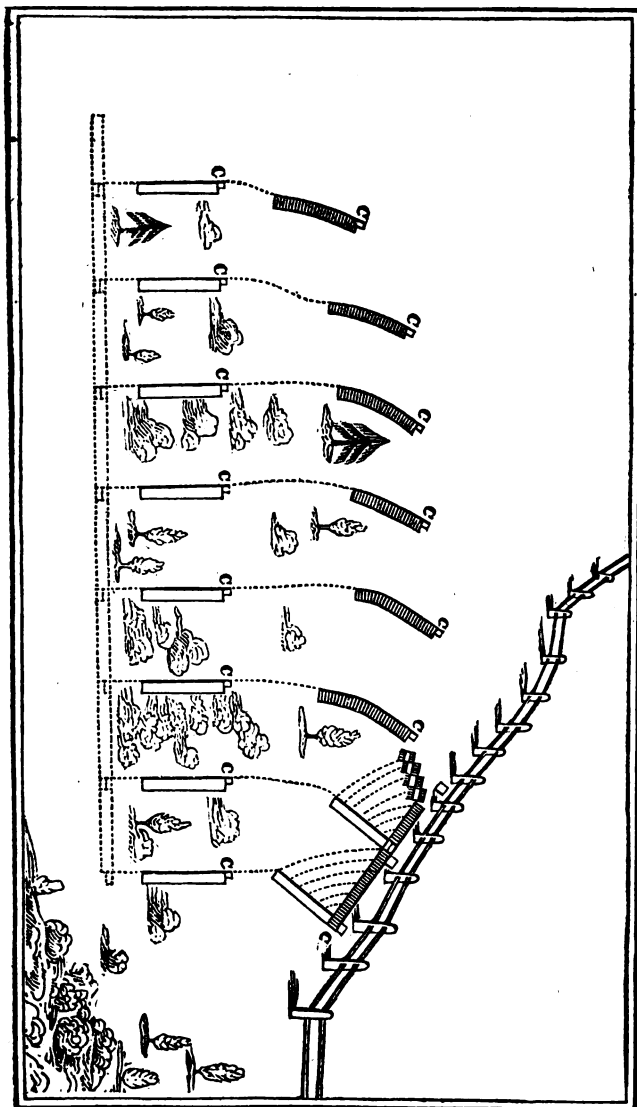
1800. The line may be formed by the same means *to the left*, the battalion advancing by the right of companies. In this case, each captain will recollect, that the space between the head of his own company and that of the company on his left, is to be occupied by his own men, instead of those of that company, as in the other case. The right guide will halt on the line facing to its left, and the captain will spring to the left to align.

1801. In like manner, the new line (at any angle in advance of the original line) may be formed on the same principles, when advancing by the left or centre of companies.

Faced to the Rear of the March, retiring.

1802. The battalion, retiring by the right of companies, will form line faced to their (then) rear, and parallel to the original front. On arriving where the new line is to be formed, the colonel will command,

1. *Battalion, rear into line.* 2. *MARCH.*



1803. At the second command, the leading file of the front rank of each company will face to the left-about; the covering sergeant will step quickly in his front, face to the left, and touch the breast of the former with his right elbow; each captain will quickly assume his post on the right to align his company, and each rear rank man of the right file will spring to the left-about, covering his file-leader, and facing to the new front: the remaining files of each company will run by the shortest space to their places in the new line, cross that line, face to the left-about, each in his proper rank, and quickly align by the right; the second sergeant of the left company will cover on the line of guides, conforming to what has been prescribed; each captain, seeing the alignment of his company complete, will command, **FRONT**.

The colonel will then command,

Guides—POSTS.

1804. Retiring by the left of companies, the line would be formed as above, by inverse means; the first sergeant of the right company facing to the left, and conforming to what is prescribed above for the second sergeant of the left, and together with all the second sergeants acting as guides: the captains, who would have aligned their companies from the left, shifting to their posts at the command, *Guides—POSTS*.

1805. The same principles would govern in similar formations, if retiring by the right of platoons or sections.

1806. The battalion, retiring by the centre of companies, would be formed in line faced to their then rear, by the above command: the captain and covering sergeant would spring, at the second word, to the point where the right of the company will rest, whence both will conform to what is prescribed for them in similar formations, retiring by the right; as will also the second sergeant of the left company: the remaining files conform to what is prescribed for those of a single company, No. 1688.

On either Flank, retiring, at any Angle in Rear of the Original Line.

1807. Retiring by the right, left or centre of companies, the battalion may form line at any angle with, and in rear of, the original line. If, (for instance,) retiring by the right, the formation were to be on the left, and fronting towards the right of their then direction, the colonel would command,

1. *Companies left.* 2. *Battalion, rear into line.* 3. **MARCH.**

1808. (*Pl. XXVI. Fig. 2.*) At the first command, the captain of the first company will cause it to wheel by file to the left, at the angle prescribed by the colonel, who will have placed himself, or a field-officer, at the wheeling point for that purpose; when arrived at the point where the right is to rest, (which the colonel will also have caused to be indicated,) the captain will command, 1. *Rear into line*; 2. **MARCH**; and the company will conform to what is prescribed, No. 1669, and following; the right and left guides will place themselves on the line, and the company will align itself by the right. Each of the other captains will change direction to the left, conducting his company in such manner, that it shall regain its parallelism with, and distance from, the company which preceded it, at least the length of a company, before arriving at the new line, on which line each company will then arrive perpendicularly: each captain will, on arriving, command, 1. *Rear into line*; 2. **MARCH**: the left guides will quickly cover on the line the guides of the first company; and the companies will conduct themselves as prescribed No. 1669, and following: after the word **FRONT**, by the captain, the colonel will command,

Guides—POSTS.

1809. On the same principles, but by inverse means, the line may be

formed (when the battalion is retiring by the right) on the right, and faced to the left of the line of direction.

1810. In like manner, the new line may be formed on the same principles, when retiring by the left or centre of companies.

1811. Lastly, if, retiring thus, it were necessary to form the line on either flank, but faced *outwards*, the colonel would command,

1. *Companies left (or right);* 2. *Battalion, by inversion, into line;*
3. *MARCH;*

When the companies would form on the above principles, *by inversion*.

Different Methods of forming Open Column.

1812. A battalion of light-infantry or riflemen (like infantry of the line) will break habitually into column of companies, though, should it be deemed necessary, the principles which govern in the following manœuvres, will be applied in forming column of platoons or sections. In this latter case, chiefs of divisions would conform to what is prescribed for them, No. 1698, and following.

To Break into Column.

1813. The battalion being aligned, and the colonel wishing it to break into column of companies, right in front, he will command,

1. *Column of companies to the right.* 2. *Battalion, right—FACE.*
3. *MARCH.*

1814. At the second command, the whole will face to the right; each captain will step one pace forward, face to the left, and command, *Into line.*

1815. At the command *MARCH*, each company will execute what is prescribed, No. 1693; the captain, after giving the command, will pass rapidly to the point where the left of his company is to rest, quickly post his second sergeant on his arrival, align his company, and command, *FRONT*; he will then place himself two paces in front of the centre of his company.

1816. A column, left in front, will be formed on the same principles, and by inverse means.

To File into Column.

1817. The column will be formed from line, by filing from the right of companies to the rear, by the commands and means prescribed, No. 877, and following; except that the captain will omit the commands, 3. *FRONT*; 4. *Left—DRESS*; the company fronting and aligning itself, at the word *HALT*, from the captain.

By Filing in Front or Rear of the Company, on either Flank, or on any other Company.

1818. To form open column of companies, right in front, on any named company, the colonel will command,

1. *Open column of companies, right in front, on (such) company.*
2. *Battalion, right (left, or inwards)—FACE.* 3. *MARCH.*

1819. If on first company, at the second word, the first company will stand fast, and its captain command, *Guide—left*; the remaining companies will face to the right, and the heads disengage to the rear; captains and first sergeants will take post to lead by the right; and the movement will be executed at the word *MARCH*, on the principles prescribed, No. 915, and following, except that the men front and align themselves at the words, 1. *Company*; 2. *HALT*; the captain adding the word, 3. *FRONT*, after the company is aligned.

1820. The column would be formed on any other company of the battalion, by the above commands and means, on the principles prescribed, No. 889, and following.

1821. A column, left in front, may be formed on similar principles, but by inverse means.

To Put the Column in March ; to Change Direction ; and to Halt it.

1822. The column will be put in march by the means prescribed, No. 932, and following ; prefixing, if necessary, *double quick* to the command MARCH. It will change direction, and be halted, by the means prescribed, No. 1001, and following, and No. 1026, and following.

Closing and Opening the Column, and the Countermarch.

1823. The *open column* will be *closed* as prescribed, No. 1038, and following. In like manner, the *close column* will be opened, by the means prescribed, No. 1221, and following.

1824. The countermarch of open or close column, will be executed as prescribed, No. 1031, and following, and No. 1033, and following ; except that, in all cases, no order to *front* or *dress*, when faced, will be given ; the men facing and aligning themselves at the command HALT.

Different Methods of forming Line from Column.

To the Left.

1825. The column of companies halted, right in front, the colonel, wishing it to form on a line passing through the left flank, will command,

1. *Left into line.* 2. *Column, left—FACE.* 3. MARCH.

1826. At the second command, the whole, except the left guides, who will stand fast, will face to the left.

1827. Each captain will instantly proceed to the point where the right will rest, placing himself by the left man of the company on his right, and thence align his company : the left man of the front rank of each company will stand fast, and the rear rank man will cover him by a side step to the right ; the remaining files will throw forward the left shoulder, move over the shortest space to the new line, and dress by the right.

1828. The captain will then command, FRONT, and the colonel,

Guides—POSTS.

1829. A column, left in front, would form on a line passing through the right flank, by inverse commands and means.

1830. Lastly, were it necessary to form line to the right flank from a halted column, right in front, it would be done by *inversion* ; the colonel commanding,

1. *By inversion, right into line.* 2. *Column, right—FACE.* 3. MARCH.

1831. The companies will face to the right, and, on the command MARCH, advance the right shoulder, and, with the guides and captains, form line by *inversion* on the above principles.

1832. The column, left in front, would also form line by *inversion*, by inverse commands and means.

On the Right or Left.

1833. The colonel, wishing the column on the march, right in front, to form line on the right, or, left in front, to form line on the left, will cause it to be executed by the commands and means prescribed, No. 1151, and following.

Faced to the Front on any Company.

1834. The column right in front, to form line faced to the front, on the leading company, the colonel will command,

1. *Front into line.* 2. *Column, left*—FACE. 3. MARCH.

1835. At the second word, the first company stands fast; the right and left guides of this company place themselves in its front, facing to the right, opposite the exterior files; the other companies face to the left, captains taking post on the right of their respective guides of the left.

1836. At the third word, all the companies, except the first leading by the left, will move towards the point on the line where their left is to rest, and advancing, for at least the length of a company, perpendicular to the new line, as prescribed, No. 1798. When arrived to within two paces of the line, the captain will command, 1. *Into line*; 2. MARCH.

1837. At the second word, the leading file will halt, the rear rank man of this file covering his file-leader by a side step; the guide of the left will step on the line, face to the right, and align himself on the guides in front; the captain will spring to the point where the right will rest, align his company, and command, 3. FRONT; each file will advance the left shoulder, move up to the line, and dress by the right.

1838. When the line is formed, the colonel will command,

Guides—POSTS.

1839. To form in line, faced to the front, on the rear company, the colonel will command,

1. *Into line on rear company, faced to the front.*

2. *Column, right*—FACE. 3. MARCH.

1840. At the second command, the rear company stands fast; its right and left guides will take post on its front—the remaining companies will face to the right, and their captains and covering sergeants will place themselves as prescribed to lead by the right flank.

1841. At the third word, the whole, except the rear company, will step off; each captain will conduct his company towards the rear, and over the shortest space, to where its right will rest in the new line, and, when the first file crosses that line, command, 1. *Rear, into line*; 2. MARCH.

1842. The captain will then spring to the left of his company, and place himself to align it.

1843. At the command MARCH, the company will conform to what is prescribed, No. 1669, and following, for a single company, and then dress by the left; the first sergeant will quickly place himself on the line of guides facing to its left, and opposite one of the three right files of his company; the captain, after aligning his company by the left, will command, 3. FRONT, and resume his post on the right of his company.

1844. The colonel will then order,

Guides—POSTS.

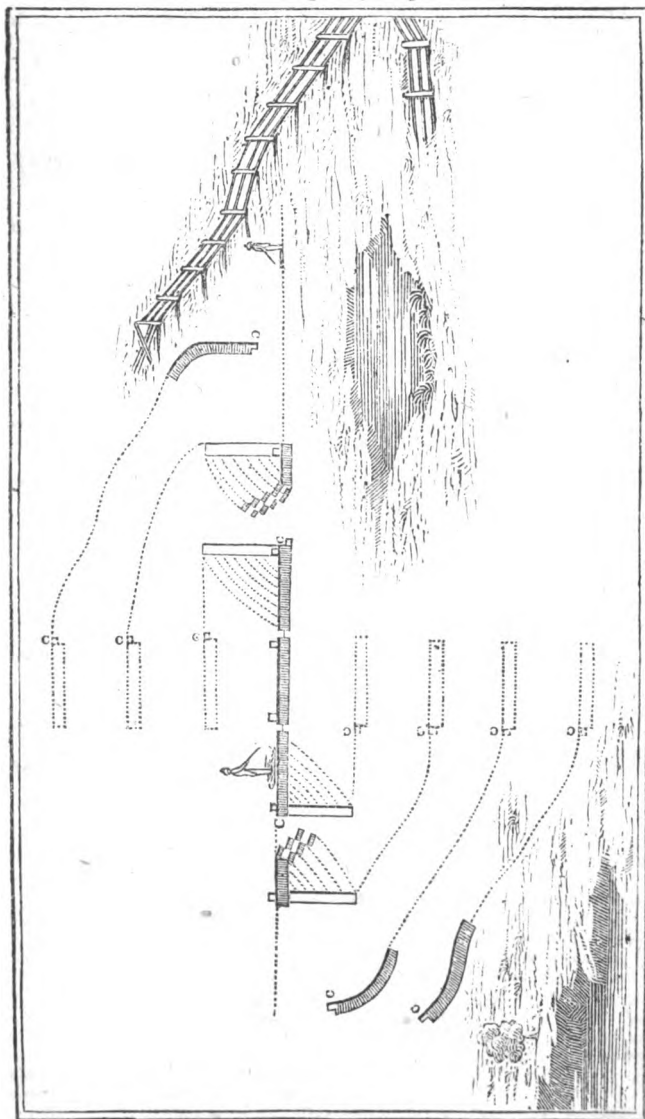
1845. The column, right in front, may also form line facing to the front on any central company. For example, right in front, the colonel, wishing to form line, thus, on the fourth company, will command,

1. *Into line on fourth company, faced to the front.*

2. *Column, outwards*—FACE. 3. MARCH.

1846. (Pl. XXVIII.) At the second command, the fourth company will stand fast, and its right and left guides move quickly to the front; the captain will place himself on its right. The companies in front of the designated company will face to the right, and those in rear to the left; captains and sergeants will post themselves to lead those of the former by the right, and those of the latter by the left, flank.

1847. At the command MARCH, the whole will step off together; the front companies, by the right, inclining their heads to the rear, and, to-



gether with their captains, conforming to what is prescribed, No. 1841, and following. The captains in rear of the designated company will conduct their companies by the left flank towards the front, and conform to what is prescribed, No. 1836, and following.

1848. In this, as in all other cases of formation to the *front* or *rear*, the captains, both of the front and rear companies, lead, so that their companies may be perpendicular to the new alignment, for at least the length of a company before arriving on it.

1849. When the alignment is completed, the captain will command, **FRONT**; and the colonel,

Guides—POSTS.

1850. A column, left in front, would form line faced to the front, on the first, the rear, or any central company, on the same principles, but by inverse means.

Faced to the Rear on any Company.

1851. The battalion in column, right in front, to form line faced to the rear, on the leading company, the colonel will command,

1. *Into line on first company, faced to the rear.*

2. *Column, right—FACE.* 3. **MARCH.**

1852. At the first command, the captain of the first company will rapidly countermarch his company, establish its two guides in front, and post himself on its right.

1853. At the second, the other companies will face to the right, and their captains will place themselves to lead their companies by the right flank.

1854. At the word **MARCH**, each company will be conducted by its captain towards the new line, (on which it is to arrive perpendicular;) the leading file will cross the point where the right is to rest in line, and the captain will instantly command, 1. *Rear into line*; 2. **MARCH**; and place himself on the right, to align his company.

1855. At the word **MARCH**, from the captain, the left guide will spring on the line, face to the right of the line, and cover the guides in his front; each file will advance the left shoulder, and conform to what is prescribed, No. 1669, and following.

1856. Captains, after completing the alignment, will command, **FRONT**;

1857. On which the colonel will command,

Guides—POSTS.

1858. The column right in front, to form in line on the rear company, faced to the rear, the colonel will command,

1. *Into line on rear company, faced to the rear.*

2. *Column, left—FACE.* 3. **MARCH.**

1859. At the first command, the rear company will be rapidly countermarched by its captain, who will promptly establish the right and left guides in its front, and take his post on the left of his company;

1860. At the second, the other companies will face to the left, and their captains will place themselves by the side of their guides of the left.

1861. At the word **MARCH**, each company, led by its captain by the left flank, will gradually change direction to the rear, and approach the line at right angles, and at the point where the left will rest: when arrived within one pace of the line, captains will command, 1. *Into line*; 2. **MARCH**. The guide of the right will run up rapidly to the line, and face to the left of the line, covering the guides in his front; each file will advance the left shoulder, move up to the line, and dress by the left; the captain, who has placed himself on the left, will correct the alignment of each file, as it arrives on the line, and add, 3. **FRONT**.

1862. When the last captain, after aligning, has given this command, the colonel will command,

Guides—POSTS.

1863. The column, right in front, may form in line on any central company, faced to the rear. To execute this on the fourth company, the colonel will command,

1. *Into line, on fourth company, faced to the rear.*

2. *Column, outwards—FACE.* 3. *MARCH.*

1864. (*Pl. XXIX. Fig. 1.*) At the first command, the named company (fourth, in this example) will be rapidly countermarched by its captain, who will post its right and left guides in its front;

1865. At the second, the companies in front of the designated company will face to the left, and those in rear, to the right; the captain of each will take post, as prescribed in file movements.

1866. At the word *MARCH*, captains of the front companies will lead their companies by the left, approach the line perpendicularly, and form upon it as prescribed, No. 1836, and following; captains of the rear companies will lead their companies by the right flank towards, and arrive perpendicularly on, the line; these captains and companies will conform to what is prescribed, No. 1854, and following.

1867. At the word *FRONT*, from the captain last arrived on the line, the colonel will command,

Guides—POSTS.

1868. A column, left in front, would form line on any company, faced to the rear, by inverse means, and on the same principles.

Changes of Front.

Forward, on the Right (or Left.)

1869. The battalion aligned, to change its front, forward on the first company, the colonel will establish two markers, on the new line which the battalion is to take, (at any angle forward;) the first opposite to the first file, and the other opposite one of the three left files of the first company; he will then command,

1. *Change front, forward on first company.* 2. *Battalion, right—FACE.*
3. *MARCH.*

1870. At the first command, the captain of the first company, stepping a pace forward, will command, 1. *Company, right—FACE;* 2. *Into line;* 3. *MARCH.*

1871. At the word *MARCH*, from the captain, the first company will form to the front, and be aligned as prescribed, No. 1693, and following.

1872. At the second command from the colonel, the other companies will face to the right; their captains will place themselves beside their respective guides of the right, (to lead by the right flank,) and disengage the heads of their companies to the front.

1873. At the command *MARCH*, each captain will conduct his company towards, and form on, the new line, as prescribed, No. 1798, align by the right, (the left guides having promptly covered the markers on the alignment,) and command, *FRONT.*

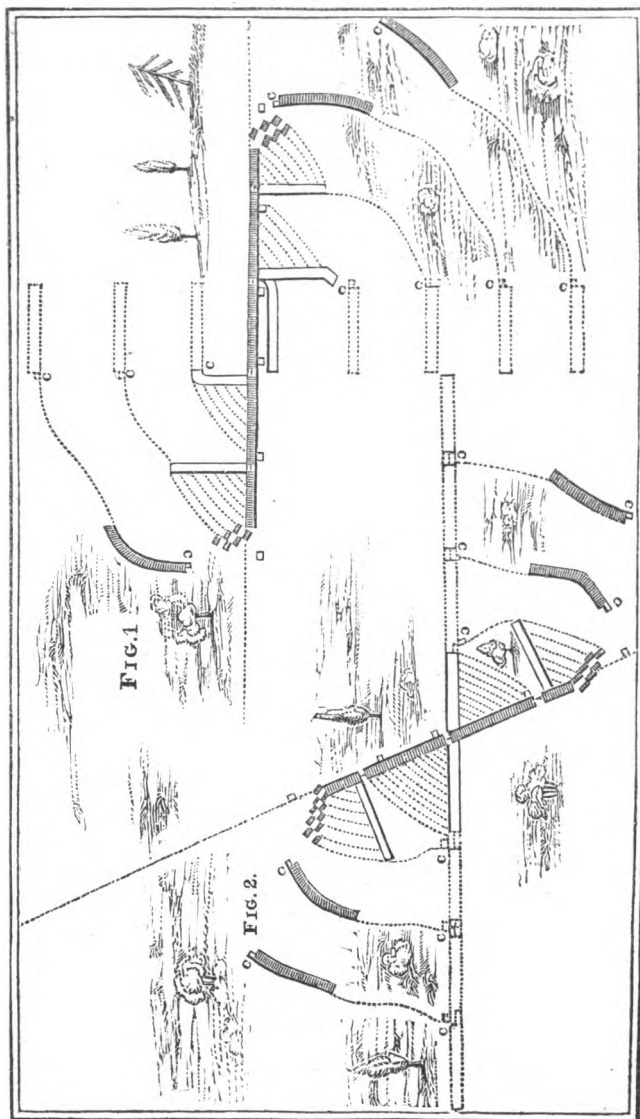
1874. On which the colonel will command,

Guides—POSTS.

1875. To change front, forward on the left company, would be executed by inverse commands and means.

On a central Company, either Wing forward.

1876. To effect this, left wing forward, and on the fourth company, (for example,) at any angle, the colonel will establish two markers on the new line which he wishes the battalion to assume; these will be placed in front



of the named company, the first opposite its right file, and the other where one of the three left files of that company is to rest; he will then command,

1. *Change front on fourth company, left wing forward.*
2. *Battalion, inward—FACE.* 3. *MARCH.*

1877. (*Pl. XXIX. Fig. 2.*) At the first command, the fourth company will face to the right, by command of its captain, who will step one pace forward, and form his company to the *front*, on the markers; the captain of the third will command, 1. *Company, left—FACE*; at the same time, spring to the left of his company, disengage its left to the rear, and command, 2. *Rear into line*; 3. *MARCH*; which is executed as heretofore prescribed: he will then instantly place himself on the right of the fourth company, (whose captain, after aligning his own company, has stepped back,) and align his company on his right guide, who shall have placed himself facing to the left; and covering, on the new line, the markers of the fourth company.

1878. At the second command, the remaining companies will face inwards; the captains of the second and first companies will move quickly to the left of their companies, and disengage the left to the rear, posting themselves to lead by the left flank; the captains of the left companies will post themselves to lead their companies, by the right flank, to the front.

1879. At the word *MARCH*, the whole will step off; the captains of the right leading to the rear, to where the left of their companies will rest, and forming to the *rear*, on the new line, establishing their right guides, and aligning their companies by the left; the left companies will be led to the front, to the point at which their right is to rest, by command of their captains, form to the *front into line*, and align themselves by the right.

1880. When all the captains have commanded *FRONT*, the colonel will order,

Guides—POSTS.

1881. In like manner, the change of front, *left wing forward*, at any angle, may be executed on any central company of the battalion.

1882. To change front of the battalion, *right wing forward*, at any angle, may be executed on the same principles, but by inverse means.

To the Rear, on either Flank.

1883. To change front to the rear on first company, at any angle, the colonel will establish two markers in rear of the first company; the first, in rear of the right file, and the other, on the new alignment, in front of where one of the three left files of that company will rest when thrown back; he will then command,

1. *Change front to the rear, on first company.*
2. *Battalion, right—FACE.* 3. *MARCH.*

1884. At the first command, the captain of the first company will command, 1. *Company, right—FACE*; 2. *Rear, into line*; 3. *MARCH*.

1885. The company will pass the markers, and form line faced to the rear, as heretofore prescribed; the captain aligning it from its right, on the markers.

1886. At the second command from the colonel, the remaining companies will face to the right, and disengage their heads to the rear; their captains will promptly post themselves to lead by the right flank.

1887. At the word *MARCH*, from the colonel, the companies (except the first) will be led to the rear of the right flank, and towards their places in the new line, which they pass, and form about as prescribed; their captains aligning from the right on the left guide, who will have covered on the line of the markers, and faced to the right.

1888. When the colonel hears the last captain order *FRONT*, he will command,

Guides—POSTS.

1889. The colonel, wishing the aligned battalion to change front to the rear on the left company, will cause the movement to be executed by inverse commands and means.

Column of Route.

1890. The general principles and methods of increasing and decreasing front of a column of route, prescribed, No. 966, and following, for battalions of the line, will govern in similar marches of a battalion of light troops.

1891. One method of decreasing from company front, by advancing in files from the *centre of companies*, will, as often as circumstances admit, be resorted to, in preference to any other. The column supposed at a halt, and the colonel wishing to effect this, he will command,

1. *Advance by centre of companies.* 2. *Column, inwards—FACE.*
3. *MARCH.*

1892. (*Pl. XXX. Fig. 2.*) At the second command, the platoons of each company will face inwards, and their captains and covering sergeants will post themselves to lead by the centre.

1893. At the third command, each company will conform to what is prescribed for a single company, No. 1674, and following.

1894. Each captain will carefully preserve company distance between himself and the captain of the preceding company.

1895. If, on the march, a further diminution of front were rendered necessary, the colonel would command,

1. *Column.* 2. *Single—FILES.*

1896. At this word, each front rank man (now marching on the exterior line) will move by a side step to the right or left inwards, in front of his rear rank man; the file-closers will conform to the movement, decreasing to the same front, and the company marching by the centre, thus occupying the same front, as if by a flank.

1897. To increase the front, the colonel will command,

1. *Column.* 2. *Double—FILES.*

1898. Each front rank man will step outward, join his rear rank man, and the companies will march as before.

1899. To increase to company front, the colonel will order,

1. *By companies, into line.* 2. *MARCH.*

1900. Each company will promptly conform to what is prescribed, No. 1677, 1678, except that the leading file will not *halt*, but continue the march as before; and the battalion will thus march in column of companies.

1901. If the colonel wish the increase to be made by companies in succession, he will order the first captain to execute it; and each succeeding company conforms to the movement on the same ground; each captain giving, when he arrives at the proper place, the commands prescribed for the instructor, No. 1676.

1902. It is believed that this column possesses peculiar advantages for the route march, whereby the danger and inconvenience of opening the column is avoided; the interval of *platoons*, between the rear of one company and the front of the succeeding, enabling the men to march with all requisite openness of files. To take close order, and resume platoon intervals, as preparatory to a formation to the right, left, or front, the colonel will command,

1. *By companies, close order.* 2. *Column—MARCH.*

1903. At the word *MARCH*, the leading files of companies will continue the march; the other files will close up.

1904. The column may be rapidly formed in line, to either flank, by the commands and means prescribed, No. 1679, and following; in the case of forming to the right by *inversion*, the reverse platoon would form in the

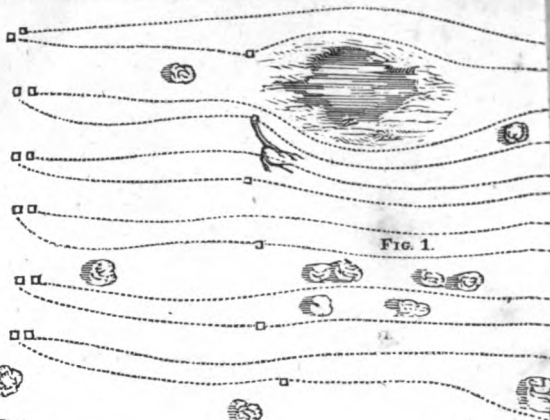


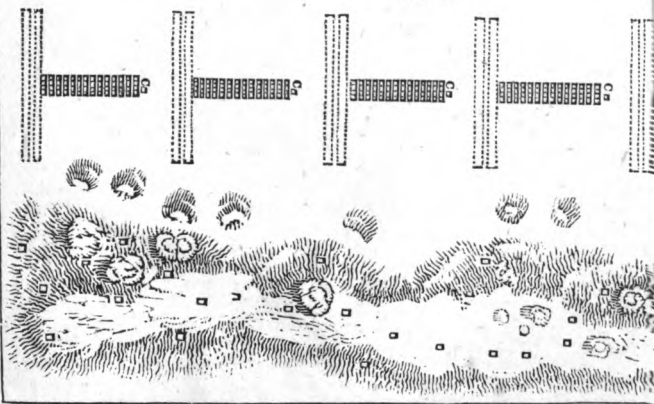
FIG. 1.

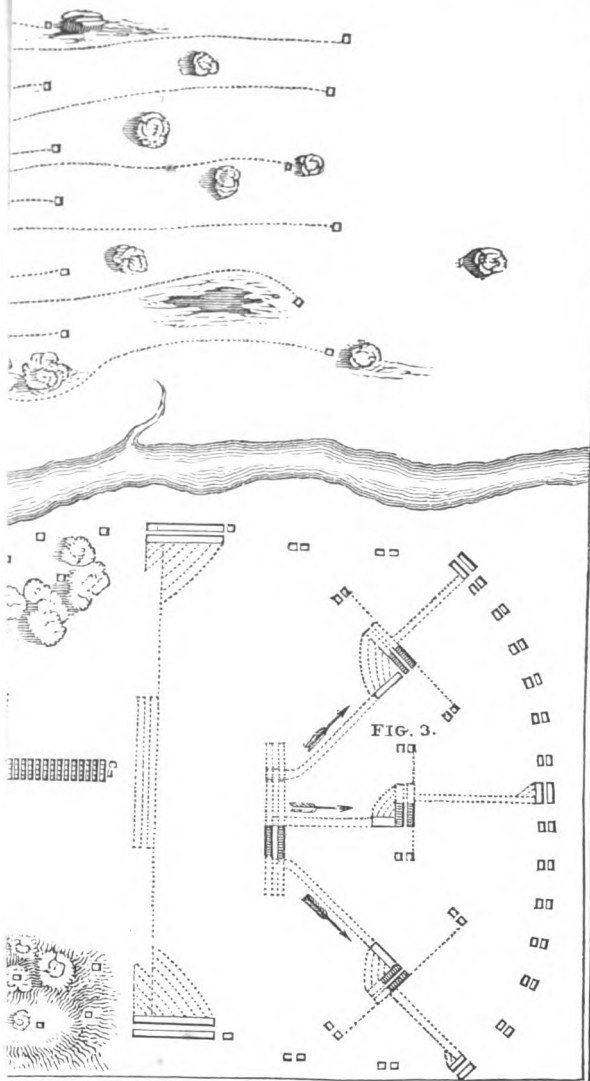


FIG. 2.



FIG. 4.





To face page 134.

interval between its *first* platoon, which has *halted* and *faced*, and the corresponding platoon of the company in front.

To Extend.

1905. The battalion extends, in open order, upon the principles prescribed for the company.

1906. The necessity will rarely occur for extending a whole battalion; therefore, one platoon of each company may be held in reserve, to support, relieve, and as a rallying point for its own particular line of skirmishers.

1907. Where a battalion, operating singly, throws out one platoon of each company *en tirailleur*, the remaining platoons will move in closed order to the right and left, to place themselves nearly opposite their respective lines of skirmishers.

1908. Skirmishers, thus thrown out, should, inasmuch as the duty is very fatiguing, be relieved as often as the proximity of the enemy or other circumstances permit.

1909. When a company is ordered to skirmish in the immediate vicinity of the column, it is not material whether it be furnished with supports and reserves; but when at a distance beyond prompt support, one half, in general, should be held as supports and reserves.

1910. Should a company of light-infantry, in extended order, and without cover, be menaced with an attack from cavalry, they will be ordered *to close*, form *column of sections*, and retire with steadiness towards the main body. If necessary, the column of sections would close entirely, and the two interior sections (subdivided for that purpose) face outwards, on the principles prescribed, 1551, and following.

To Close.

1911. When a battalion, advancing or retiring in extended order, is ordered to close, the file on which the close is to be made, will move in ordinary time till the files are well closed, when, by order of the commanding officer, the whole will assume double quick time.

1912. When a line of skirmishers, covering the head of an advancing column, meets with a defile or bridge, the commander of the line will sound the close, the defile will be passed in double quick time, and the extended order resumed.

PARADE AND REVIEW.

1913. A BATTALION being in the order of battle, the commander will give the caution, *Battalion, prepare for review*; when the ranks will be opened in the manner prescribed, No. 824, &c.

1914. At the word *MARCH*, the field and staff officers dismount; all the company officers, and the color-rank, will advance four paces to the front of the first rank, and place themselves opposite their respective positions in the order of battle; the assistant surgeons, the surgeon, paymaster, quartermaster and adjutant, will place themselves on the right of the rank of company officers, in the order in which they are here mentioned, at intervals of a pace from each other; at the same time, the band (if there be one) will advance through the centre, and place itself in one rank midway between the colors and the line; the color-guard will replace the color-rank, and the quartermaster-sergeant and sergeant-major will place themselves on the right of the front rank of the battalion.

1915. The field-officers shall superintend the execution of these move-

ments, and, on giving the word **FRONT**, the colonel will place himself eight paces, the lieutenant-colonel and major six paces each, in front of the first rank, opposite their respective places in the order of battle.

1916. With a view to an increased front, when the battalion is to be reviewed singly, the division of drummers, with the drum-major on its right, may be formed on the right of the battalion; next, the division of pioneers, with the corporal on its right; and, lastly, the quartermaster-sergeant and sergeant-major on the right of the whole.

1917. In this parade order, the battalion will await the approach of the personage who is to review it, for whose guide a camp color will have been placed 80 or 150 paces in front of the colors, according to the extent of the line, and the plain in front of it.

1918. When the reviewing personage is midway between the camp color and the colonel, the latter will face about, and command, *Battalion, present—ARMS*; resuming immediately his proper front, when the whole will salute, the last motion of the sword to correspond with the last motion of the firelock. The drums or band will beat or play, according to the rank of the reviewing personage; if it be the president or vice-president of the United States, or the governor of the state, a march; if the secretary of war, or a major-general, two ruffles; if a brigadier-general, one ruffle. The regimental color alone will be dropped to a brigadier-general; both colors to the secretary of war or a major-general; and all colors and standards to the president or vice-president of the United States, or the governor of the state.

1919. If the reviewing officer be under the rank of brigadier-general, no compliment will be paid by either the colors or music; neither will arms be presented to him, if he be junior in rank to the commandant of the parade. In the latter case, he will be received with arms carried.

1920. When the reviewing personage, who has halted till the proper compliments are paid, advances, the colonel will bring his sword to a carry, face to the line, and order, *Battalion, shoulder—ARMS*; when the whole will remain perfectly steady, except the colonel, who resumes his proper front.

1921. The reviewing personage now turns off to the right of the battalion, passes thence, in front of all the officers, to the left; around the left, and behind the rank of file-closers, to the right again. Whilst he is passing around the battalion, no matter what his rank, the drums or band will play, and when he turns off to take his station near the camp color, the music will cease.

1922. When the music ceases, the colonel will face about, and command, *Battalion, rear rank, close order—MARCH*. At the third word, all persons, except the colonel, who are in advance of their proper places, in the order of battle, will face about, and, at the word **MARCH**, the whole battalion will return to that order, the proper officers remounting.

1923. If a brigade is to be reviewed standing, the battalions composing it will, from the order of battle, assume the parade order, as above. The brigadier and his staff, on foot, will place themselves as follows:—the first, two paces in front of the rank of colonels, opposite the centre of the brigade, his aid on his right, one pace retired: other brigade staff officers, if field officers in rank, will place themselves in the rank of lieutenant-colonels and majors, behind the brigadier; if below that rank, behind him in the rank of company officers. If there are bands of music with the brigade, they will be united with the drums, and formed in the interval between the two battalions. If there be more than two battalions, and no interval in the line behind the brigadier, the music may be placed in any other situation that he may designate.

1924. A brigade, thus formed, will receive the reviewing personage in the same manner that he would be received by a single battalion, with a slight difference in the words of command, and the repetition of them, which need not be here noticed.

1925. If several brigades are to be reviewed together, or in one line, this further difference will be observed; the reviewing personage, joined by the general of the division, on the right of his division, will proceed down the line, parallel to its front, and, when near the brigadiers respectively, will be saluted by their brigades in succession. The music of each, after the prescribed salute, will play whilst the reviewing personage is in front or in rear of it, and only then.

1926. The reviewing personage having taken a position near the camp color, previously placed at a proper distance, the colonel, or other commander of the line, will cause it to break into column of companies, right or left in front, and command, *Pass in review*.

1927. This command having been repeated by the colonels, if more than one battalion, the band and drummers of each will repair to the head of the battalion column, six paces in front of the position of the colonel; the division of pioneers will precede the drum-major four paces; the quartermaster-sergeant will be in a line with the pioneers two paces from the side opposite to the guides; and the quartermaster, paymaster, surgeon and assistant surgeons, from right to left, in the order in which they are mentioned, in one rank, four paces in rear of the rearmost company. The colonel's position in the column will be four paces in front of the chief of the leading division of his battalion.

1928. The column will then be put in march at the cadenced pace, arms supported, with the guides of direction on the side next to the reviewing personage.

1929. The column will first pass in common time, and afterwards, if required, in quick time; in both cases with closed ranks; but, in passing in quick time, no particular salute or compliment will be paid.

1930. The battalions will take, in marching, intervals between them of about forty paces.

1931. When the head of the column arrives within fifty paces of the reviewing personage, the colonel of the first battalion will cause it to carry arms, when the music will commence playing.

1932. The drummers and musicians of the first battalion having passed, the drum-major will cause them to wheel out of the column, and take position opposite to the reviewing personage; the music will continue to play till the last division of the battalion has passed; it will then cease, and follow with the drummers in the rear of their battalion.

1933. Passing in common time, the colonel and all the officers will, as they successively arrive within six paces of the reviewing personage, salute with the sword.

1934. The colors, according to the rank of the reviewing personage, (see No. 1918,) will again salute at the same distance. When the colors salute, the music will cease playing, in order that the drums may give the prescribed number of rolls or ruffles; after which, the music will resume the same march or air.

1935. The music of each succeeding battalion will not commence playing until the music of the preceding one has ceased in order to follow its battalion.

1936. Each succeeding battalion will pass in review in the order prescribed for the leading one.

1937. A major-general would pass in review four paces in front of the brigadier and the colonel of the leading battalion, his staff on the then reverse side.

1938. A brigadier-general will pass, side by side, with the colonel of his leading battalion, the brigadier on the side of the reviewing personage, and the staff of the brigadier on the opposite side.

1939. The lieutenant-colonel of each battalion will be opposite to the leading division; the major opposite to the rear division; the adjutant opposite to the division next to the front; and the sergeant-major opposite to

the division next to the rear: each six paces from the flank opposite to the reviewing personage.

1940. All other officers and non-commissioned officers will march past in the places prescribed for them in the march of an open column.

1941. The guides and the soldiers will keep the head well to the front in passing in review; generals, field and other officers, who salute with the sword, will throw back a little the shoulder next to the reviewing personage, and fix their eyes upon him in saluting.

1942. The color-bearers will remain in the ranks whilst passing and saluting.

1943. The commander of the column, if of more than one battalion, will send forward two aides-de-camp, or two mounted officers, who will place themselves in front of the column, at the distance of about one hundred paces from each other; they will face the directing guides of the column, and remain in position till the whole shall have passed the reviewing personage.

1944. If the column be composed of a considerable number of battalions, the general who commands it may put it in march by the route step; the colonels will cause the ranks to be closed, the cadenced pace to be taken, and arms to be carried as their battalions shall respectively arrive within fifty paces of the reviewing personage, and they will cause the route step to be resumed when their battalions shall respectively have passed the same number of paces.

1945. If the reviewing officer be junior in rank to the commander of the column, the ruffles or rolls, the color and the sword salutes, will be omitted in the passing as in the standing salute; but the troops would march past with arms carried.

1946. When the column has marched past, it will return to its original ground, and be wheeled up into line. From this position, such further exercises and manœuvres will be performed as may be required by the reviewing personage, verbally, or according to a card which he will previously have handed to the commander of the battalion or line.

1947. In performing the required manœuvres, the camp color, previously placed in front of the parade, shall be, as far as practicable, the point on and from which they are to be executed, although the reviewing personage should, occasionally, be absent from that point.

1948. A number of companies less than a battalion would be reviewed as a battalion; and a single company would be reviewed, the captain, &c. in the same position, both in the standing and passing salutes, as if the company were with the battalion. But the company would pass in column of platoons or sections, according to the order of the reviewing personage.

4778A
12

This book should be returned to the Library on or before the last date stamped below.

A fine of five cents a day is incurred by retaining it beyond the specified time.

Please return promptly.

455 2780

JUL 17 1974
455 2780
1974

War 1208.30

Abstract of Infantry tactics;

Widener Library

006797055



3 2044 080 699 598